

AMMCO  **COATS**
Hennessy Industries

*accessory
solutions*



2011



Pick A Lathe	1
Lathe Kit Contents	2
02 Bench Lathe Adapter Kits (required for "B" Lathes)	3
03 Benches, Chip Funnels, & Buckets	3
04 Environmental Lathe Enclosures	3
05 1" Arbors, Adapters, and Related Items	3
05 Adapter Quick Reference Chart	4
06 11/16" Arbors, Adapters, & Related Items	8
07 1&7/8" Arbors, Adapters, & Related Items	9
08 Adapters - For Flywheels	10
09 HD 2 1/2" Arbors & Adapters for Model 6000/6002	10
Brake Lathe Service Solutions	11
10 Silencers - Drum, Rotor, & Flywheel	12
11 Tool Bits & Carbide Inserts	12
Tool Bit Application Chart	13
12 Boring Bars and Related Items	15
13 Grinding, Dressing, Facing, & Finishing Items	16
14 Twin Cutters & Related Items	16
15 Wrenches For Brake Lathes	17
16 Miscellaneous Brake Lathe Accessories	17
800 OTV Adapter Application Guide	18
18 Adapters For OTV Brake Lathes	19
19 Micrometers and Other Measuring Devices	19
20 Bleeders / Bleeder Adapters	20
ELE and Brake Bleeders Expanded	21
21 Brake Washer Options	22
22 Brake Washer Supplies	22
24 Miscellaneous Brake Service Tools	22
25 Model #500 Engine Cylinder Hone & Related Items	22
26 Model #3800 Engine Cylinder Hones & Related	23
27 Model #3950 Small Engine Cylinder Hones & Related	23
28 Model #8275 Small Engine Cylinder Hones & Related	24
29 Model #8550 "Midget" Engine Cylinder Hones & Related	24
31 Compressors & Expanders	25

COATS®

Balancing Solutions Cone Guide	26
02 1250 Balancer Adapter Kits (require Balancer Purchase)	28
02.1 Balancer Wheel Lift, Car/Light Truck	28
03 1.125" / 28MM I.D. - Adap., Cones & Face Plates	28
04 40mm I.D. - Adapters, Cones & Face Plates	30
05 1.125"/28MM I.D. Pin, Fix. Fing., & Stud Plates	31
Lug Centered Balancing Solutions Guide	32
06 40mm I.D. - Pin, Fixed Finger, & Stud Plates	36
07 1.125"/28MM I.D. Shafts, Hubnuts, & Pres. Drums	38
08 40mm I.d. - Shafts, Hubnuts, Rings & Pres. Drum	39
09 Calipers & Related Items	40
10 Miscellaneous Wheel Balancer Options	40
11 Miscellaneous Wheel Balancer Accessories	40
13 Heavy Duty Wheel Dolly / Lifts	40
14 Adapters & Cones For Heavy Duty Balancers	41
15 Shafts, Hubnuts & Pressure Drum for H.D. Balancers	42
16 Miscellaneous H.D. Wheel Balancer Accessories	42
18 Motorcycle Balancer Adapters & Related Items	42
19 M61 Static "Bubble" Balancer	42
21 Wheel Weight Tools For Balancers	42
Tire Changer Upgrade Options	43
23 Upgrade Options for Rim Clamp Tire Changers	44
24 Adapters & Cones For Tire Changers	44
Tire Changer Clamp Matrix	46
25 Wheel Protecting Items: M/C, Car, Truck & HD	47
Tire Changer Accessory Matrix	48
26 Looseners & Spreaders	50
27 Tire Lube Supplies	51
28 Misc.Tire Changer Acc.: M/C, Car, Truck & HD	51
29 Safety Information Kits	52
30 Tools For Tire Changers: Car, Truck & HD	52
32 Inflation Equipment	54
CHD Series Truck Tire Changer Accessories	54

AMMCO Brake Service Solutions

Pick a Lathe

4000SP



Low to Medium volume drum and rotor applications, cars through light trucks.

4000B



High volume drum and rotor applications, cars through light trucks.

4000E



Electronic Controlled High volume rotor & drum lathe for cars through medium trucks.

4100B



High volume drum and rotor applications, cars & light through medium duty truck.

Then

Pick Adapters

1A For most car applications



2B For most cars and light trucks through half ton applications



3C For most cars and light trucks through one ton applications



6E For most cars and light trucks through one ton applications; uses a double chuck to replace many cones



Heavy Duty Applications
Add a 3481 arbor (1 7/8")



&

Heavy Duty Cone Options

8994 Hubless 2.75"-6.03"

8995 Hubless 5.97"-8.17"

4775 Hubless 2.75"-8.17"



&/or

&/or

7F Extended car and light truck kit, includes all items in kit 6E plus the popular specialty adapters, 40928, 5000010 and 6936 cross feed extension

Popular Specialty Adapters

5000010 for 2004 and newer Ford F150 rotors with a pressed bearing



40928 for late model GM and Chrysler 3/4 & 1 ton 4x4 truck rotors with a pressed bearing



6936 Cross Feed extension, extends diameter reach up to 4 1/2"



41270 Chuck for Hubless 5.28"-10.2"



9234 for large hub mount applications



Then

Pick a Bench

2500 Standard with back board and chip catchers



1055 Tool Box Bench for greater tool and adapter storage.



2510 Discount Bench with chip catcher; no upper storage



Environment Lathe Enclosures;

2800 Standard ELE or

2801 Cal OSHA ELE

On **2510B** bench



1054 Side storage for additional tools and adapters. Fits 2500, 1055, 2510 & 2510B



1053 Lighted Canopy for better visibility with storage; Fits 1055 & 2510 benches



2515 Basic Storage Board for 1055 or 2510 benches























Lathe Kit Contents

P/N	Description	A Kit	B Kit	C Kit	D Kit	E Kit	F Kit
		900001	900002	900003	900004	900006	900007
903106	Cone				1		
903107	Cone				1		
903108	Cone				1		
903109	Cup				1		
903110	Spring				1		
903123	Cup				1		
903125	Spacer	1	1	1	1	1	1
903178	Cone				1		
903902	Cone				1		
903903	Cone				1		
903904	Cone				1		
909232	DBL Taper						
	909192	Adapter	1	1	1	1	1
	909193	Adapter	1	1	1	1	1
	909194	Adapter	1	1	1	1	1
	909921	Adapter	1	1	1	1	1
	909922	Adapter	1	1	1	1	1
909233	DBL Taper						
	909195	Adapter			1		1
	909196	Adapter			1		1
909310	Adaptek			1	1		
909311	Adaptek		1				
909313	Adaptek				1		
924375	Adapter					1	
924376	Adapter					2	
924377	Spacer		1	1	1	1	1
941412	DBL Chuck, w Tacoma						1
906936	Cross Feed Extension						1
901180	Clip-on Silencer						1
909800	Spring Silencer						1
940928	4x4, EZ Adapter Kit						1
95000010	Adapter Kit						1



AMMCO

EQUIP., OPT., ACC., TOOLS

 <p>Model # 1A 02 Bench Lathe Adapter Kits (req. for "B" Lathes) Part # 900001 Adapter Kit "A", Passenger Car, 1" i.d., includes 9232, 3125, 9492, 9311</p>	 <p>Model # 40545 03 Benches, Chip Funnels, & Buckets Part # 940545 Lathe Bench Hardware Kit for Model 2510, contains 20 - long hooks, 4 - adjustable levelers, 2 - 1/4-20 flange nuts, 2 - 1/4-20 truss head screws</p>
 <p>Model # 2B 02 Bench Lathe Adapter Kits (req. for "B" Lathes) Part # 900002 Adapter Kit "B", Passenger Car & Lt. Trk. Thru 1/2 Ton, 1" i.d., includes 9232, 3125, 9492, 9310</p>	 <p>Model # 40546 03 Benches, Chip Funnels, & Buckets Part # 940546 Brake Lathe bench Hardware Kit, 15 Hooks, 14 Truss Head Machine Screws, 14 Nuts</p>
 <p>Model # 3C 02 Bench Lathe Adapter Kits (req. for "B" Lathes) Part # 900003 Adapter Kit "C", Passenger Car & Lt. Trk. Thru 1 Ton, 1" i.d., includes 9232, 3125, 9492, 9310, 9313, 9233</p>	 <p>Model # 41053 03 Benches, Chip Funnels, & Buckets Part # 941053 Toolboard & Light Canopy, 36W - 2 tube - light fixture, Unit will fit all current Ammco single lathe benches i.e. #902510</p>
 <p>Model # 6E 02 Bench Lathe Adapter Kits (req. for "B" Lathes) Part # 900006 Adapter Kit "E", Passenger Car & Lt. Trk. Thru 1 Ton, 1" i.d., includes 9232, 3125, 9492, 41412, 9233</p>	 <p>Model # 41054 03 Benches, Chip Funnels, & Buckets Part # 941054 Side Cabinet, 4 Drawers, Top Mat, Same height & depth as all current Ammco single lathe benches</p>
 <p>Model # 7F 02 Bench Lathe Adapter Kits (req. for "B" Lathes) Part # 900007 Adapter Kit "F", Extended Passenger Kit, SUV, and Lt. Trk. Thru 1 Ton, 1" i.d., includes 9232, 3125, 9492, 41412, 9233, 40928, 5000010, 6936</p>	 <p>Model # 41055 03 Benches, Chip Funnels, & Buckets Part # 941055 Brake Lathe Toolbox, 4 drawers, Includes funnel & bucket, Fits all current Ammco Bench Lathes, #902515 Toolboard & Sign Kit or #941053</p>
 <p>Model # 2500 03 Benches, Chip Funnels, & Buckets Part # 902500 Bench Kit - For All Ammco Lathes, Includes Sign & Toolboard - Funnel & Bucket</p>	 <p>Model # 7048 03 Benches, Chip Funnels, & Buckets Part # 907048 Chip Funnel and Bucket</p>
 <p>Model # 2510 03 Benches, Chip Funnels, & Buckets Part # 902510 Bench Kit - Backless - For All Ammco Lathes</p>	 <p>Model # 2800 04 Environmental Lathe Enclosures Part # 902800 Environmental Lathe Enclosure (ELE)</p>
 <p>Model # 2510B 03 Benches, Chip Funnels, & Buckets Part # 902510B Bench Kit - Backless - Without Funnel & Bucket For ELE</p>	 <p>Model # 2801 04 Environmental Lathe Enclosures Part # 902801 Deluxe Environmental Lathe Enclosure (ELE), Includes kit 940111, Lathe can not run unattended with the hood open.</p>
 <p>Model # 2515 03 Benches, Chip Funnels, & Buckets Part # 902515 Sign & Toolboard Kit - Upgrades 2510 to 2500</p>	 <p>Model # 40111 04 Environmental Lathe Enclosures Part # 940111 ELE upgrade kit, converts 2800 into 2801. Interlock switch, over ride pedal & set up shield. Lathe can not run unattended with the hood open.</p>
 <p>Model # 40543 03 Benches, Chip Funnels, & Buckets Part # 940543 Brake Lathe bench Hardware Kit, 35 Hooks, 16 Truss Head Machine Screws, 16 Nuts, 4 Levelers</p>	 <p>Model # 1101 05 1" Arbors, Adapters, and Related Items Part # 901101 Arbor - Capacity: 100lbs. - Use With #25811 Arbor Nut - For Model 1000</p>

1" HUBLESS ADAPTERS - ADAPTEK (NEW STYLE STANDARD CIRCA 1997)							
Part No.	Description	Dimensions		Kits Containing			
		Inches	Milimeters	9310	9311	9312	9313
929572	Hubless Rotor Hub Base	4.800"	121.90mm	1	1		
929573	Reversible Centering Cone	2.05-3.99"	52.1x101.3mm	1	1		
929574	Arbor Spacer	2.000"	50.10mm	2	2		
929575	Auto Flange Plate	5.030"	127.80mm	1	1		
929576	Large LT Truck Flange Plate (5.52" inside)	7.250"	184.20mm				1
929577	Large LT Truck Flange Plate (5.52" inside)	6.500"	165.10mm				1
929578	LT. Truck Flange Plate	6.625"	168.27mm	1		1	
929579	Automotive Centering Cone	1.84"-2.20"	46.8x55.8mm	1	1		
929580	Automotive Centering Cone	2.12"-2.48"	53.9x62.9mm	1	1		
929581	Automotive Centering Cone	2.38"-2.75"	60.5x69.8mm	1	1		
929582	Automotive Centering Cone	2.65"-3.03"	67.3x76.9mm	1	1		
929583	Automotive Centering Cone	2.93"-3.30"	74.5x83.8mm	1	1		
929584	LT. Truck Centering Cone	3.20"-3.58"	81.3x90.9mm	1		1	
929585	LT. Truck Centering Cone	3.48"-3.85"	88.4x97.7mm	1		1	
929586	Lrg. LT. Truck Centering Cone	3.75"-4.13"	95.3x104.9mm				1
929587	Lrg. LT. Truck Centering Cone	4.03"-4.40"	102.4x111.7mm				1
929588	Lrg. LT. Truck Centering Cone	4.30"-4.68"	109.3x118.7mm				1
929589	Lrg. LT. Truck Centering Cone	4.58"-4.95"	116.4x125.7mm				1
929590	Lrg. LT. Truck Centering Cone	4.85"-5.23"	123.2x132.8mm				1
929727	Lrg. LT. Truck Centering Cone	5.20"-5.50"	132.1x139.7mm				1
929591	Centering Cone Spring (Short)			1	1		1

DO NOT MIX OLD AND NEW ADAPTER STYLES





















1" HUBLESS ADAPTERS - (OLD STYLE STANDARD PRE 1997)							
903903	Automotive Centering Cone	1.19"-2.25"	30.2x57.1mm				
903902	Automotive Centering Cone	1.25"-1.75"	31.8x44.4mm				
903904	Automotive Centering Cone	1.70"-2.75"	43.3x69.8mm				
903108	Automotive Centering Cone	2.33"-2.96"	59.2x75.3mm				
903178	Automotive Centering Cone	2.65"-3.22"	67.4x81.8mm				
903107	Automotive Centering Cone	2.89"-3.50"	73.4x88.9mm				
903106	Automotive Centering Cone	3.42"-4.03"	86.9x102.3mm				
909489	Auto Flange Plate (Bell/Cup)	3.625"	92.10mm				
909490	Auto Flange Plate (Bell/Cup)	4.500"	114.30mm				
903109	Auto Flange Plate (Bell/Cup)	5.650"	143.52mm				
903123	Auto Flange Plate (Bell/Cup)	5.750"	146.05mm				
903125	Spacer, 1/2"	0.500"	0.127mm				
909492	Self Aligning Spacer						
903110	Centering Cone Spring (Long)						

1" HUB ADAPTERS							
				9232		9233	
909921	Double Taper Adapter	1.33"-1.67"	33.6x42.4mm	1			
909922	Double Taper Adapter	1.37"-1.71"	34.6x43.4mm	1			
909193	Double Taper Adapter	2.08"-2.44"	52.7x61.9mm	1			
909194	Double Taper Adapter	2.44"-2.89"	62.0x73.5mm	1			
909195	Double Taper Adapter	2.83"-3.18"	71.9x80.9mm			1	
909196	Double Taper Adapter	3.20"-3.56"	81.4x90.4mm			1	
95000010	Ford F150 Pressed Bearing Adapter						
940928	GM & Chrysler Pressed Bearing Adapter						



AMMCO

EQUIP., OPT., ACC., TOOLS

 <p>Model # 2160 <i>05 1" Arbors, Adapters, and Related Items</i> Part # 902160 Adapter - Ford Probe - Use With #3904 Centering Cone</p>	 <p>Model # 29580 <i>05 1" Arbors, Adapters, and Related Items</i> Part # 929580 Adaptek, Automotive Centering Cone, 2.12" - 2.48" (53.85x62.99mm), included in 909310 & 909311</p>
 <p>Model # 25811 <i>05 1" Arbors, Adapters, and Related Items</i> Part # 925811 Arbor Nut - Use With #1101 Arbor - For Model 1000</p>	 <p>Model # 29581 <i>05 1" Arbors, Adapters, and Related Items</i> Part # 929581 Adaptek, Automotive Centering Cone, 2.38"-2.75" (60.45x69.85mm), included in 909310 & 909311</p>
 <p>Model # 29572 <i>05 1" Arbors, Adapters, and Related Items</i> Part # 929572 Adaptek, Hubless Rotor Hub Base, 4.80" (121.9mm), included in 909310, 909311, & 909314</p>	 <p>Model # 29582 <i>05 1" Arbors, Adapters, and Related Items</i> Part # 929582 Adaptek, Automotive Centering Cone, 2.65"-3.03" (67.31x76.96mm), included in 909310 & 909311</p>
 <p>Model # 29573 <i>05 1" Arbors, Adapters, and Related Items</i> Part # 929573 Adaptek, Reversible Centering Cone, 2.05" - 3.99" (52.07x101.34mm), included in 909310, 909311, & 909314</p>	 <p>Model # 29583 <i>05 1" Arbors, Adapters, and Related Items</i> Part # 929583 Adaptek, Automotive Centering Cone, 2.93" - 3.30" (74.42x83.82mm), included in 909310 & 909311</p>
 <p>Model # 29574 <i>05 1" Arbors, Adapters, and Related Items</i> Part # 929574 Adaptek, Arbor Spacer - 2.00" Long (50.8mm), included in 909310, 909311, & 909314</p>	 <p>Model # 29584 <i>05 1" Arbors, Adapters, and Related Items</i> Part # 929584 Adaptek, Lt. Truck Centering Cone, 3.20"-3.58" (81.28x90.93mm), included in 909310 & 909312</p>
 <p>Model # 29575 <i>05 1" Arbors, Adapters, and Related Items</i> Part # 929575 Adaptek, Auto Flange Plate, 5.03" (127.76mm), Included in 909310 & 909311</p>	 <p>Model # 29585 <i>05 1" Arbors, Adapters, and Related Items</i> Part # 929585 Adaptek, Lt. Truck Centering Cone, 3.48"-3.85" (88.39x97.79mm), included in 909310 & 909312</p>
 <p>Model # 29576 <i>05 1" Arbors, Adapters, and Related Items</i> Part # 929576 Adaptek, Large Lt. Truck Flange Plate, 7.250" (184.15mm), included in 909313</p>	 <p>Model # 29586 <i>05 1" Arbors, Adapters, and Related Items</i> Part # 929586 Adaptek, Large Lt. Truck Centering Cone, 3.75"-4.13" (95.25x104.90mm), included in 909313</p>
 <p>Model # 29577 <i>05 1" Arbors, Adapters, and Related Items</i> Part # 929577 Adaptek, Large Lt. Truck Flange Plate, 6.500" (165.10mm), included in 909313</p>	 <p>Model # 29587 <i>05 1" Arbors, Adapters, and Related Items</i> Part # 929587 Adaptek, Large Lt. Truck Centering Cone, 4.03"-4.40" (102.36-111.76mm), included in 909313</p>
 <p>Model # 29578 <i>05 1" Arbors, Adapters, and Related Items</i> Part # 929578 Adaptek, Lt. Truck Composite Flange Plate, 6.625" (168.27mm), included in 909310 & 909312</p>	 <p>Model # 29588 <i>05 1" Arbors, Adapters, and Related Items</i> Part # 929588 Adaptek, Large Lt. Truck Centering Cone, 4.30"-4.68" (109.22x118.72mm), included in 909313</p>
 <p>Model # 29579 <i>05 1" Arbors, Adapters, and Related Items</i> Part # 929579 Adaptek, Automotive Centering Cone, 1.84"-2.20" (46.74x55.88mm), included in 909310 & 909311</p>	 <p>Model # 29589 <i>05 1" Arbors, Adapters, and Related Items</i> Part # 929589 Adaptek, Large Lt. Truck Centering Cone, 4.58"-4.95" (116.33x125.73mm), included in 909313</p>



AMMCO

EQUIP., OPT., ACC., TOOLS

	<p>Model # 29590 <i>05 1" Arbors, Adapters, and Related Items</i> Part # 929590 Adaptek, Large Lt. Truck Centering Cone, 4.85"-5.23" (123.19x132.84mm), included in 909313</p>		<p>Model # 3110 <i>05 1" Arbors, Adapters, and Related Items</i> Part # 903110 Spring - Centering Cone</p>
	<p>Model # 29591 <i>05 1" Arbors, Adapters, and Related Items</i> Part # 929591 Adaptek, Spring, Centering Cone, included in 909310, 909311, & 909313</p>		<p>Model # 3123 <i>05 1" Arbors, Adapters, and Related Items</i> Part # 903123 Adapter - Hubless, 5.750" (146.05mm) OD</p>
	<p>Model # 29727 <i>05 1" Arbors, Adapters, and Related Items</i> Part # 929727 Adaptek, Large Lt. Truck Centering Cone, 5.125"-5.500" (130.18x139.70mm), included in 909313</p>		<p>Model # 3125 <i>05 1" Arbors, Adapters, and Related Items</i> Part # 903125 Spacer - 1/2" (12.70mm) Long</p>
	<p>Model # 29753 <i>05 1" Arbors, Adapters, and Related Items</i> Part # 629753 Adapter Set - Standard w/ Model 3850</p>		<p>Model # 3178 <i>05 1" Arbors, Adapters, and Related Items</i> Part # 903178 Cone, Centering - 2.650" x 3.224" (67.31 x 81.89mm)</p>
	<p>Model # 3101 <i>05 1" Arbors, Adapters, and Related Items</i> Part # 903101 Arbor - Cap. 100lbs. - Use With #3102 Arbor Nut - For Models 2002,3000,4000,4100,7000,7500,7700</p>		<p>Model # 3900 <i>05 1" Arbors, Adapters, and Related Items</i> Part # 903900 Cone Set, Centering</p>
	<p>Model # 3102 <i>05 1" Arbors, Adapters, and Related Items</i> Part # 903102 Arbor Nut - Use With #3101 and 4101 Arbor - Stndrd With Models 2002, 3000, 3850, 3860, 4000, 4100, 7000, 7500, 7700</p>		<p>Model # 3902 <i>05 1" Arbors, Adapters, and Related Items</i> Part # 903902 Cone, Centering - 1.250" x 1.750" (31.75 x 44.45mm)</p>
	<p>Model # 3106 <i>05 1" Arbors, Adapters, and Related Items</i> Part # 903106 Cone, Centering - 3.421" x 4.031" (86.89 x 102.39mm)</p>		<p>Model # 3903 <i>05 1" Arbors, Adapters, and Related Items</i> Part # 903903 Cone, Centering - 1.187" x 2.250" (30.16 x 57.15mm)</p>
	<p>Model # 3107 <i>05 1" Arbors, Adapters, and Related Items</i> Part # 903107 Cone, Centering - 2.890" x 3.500" (73.41 x 88.90mm)</p>		<p>Model # 3904 <i>05 1" Arbors, Adapters, and Related Items</i> Part # 903904 Cone, Centering - 1.703" x 2.750" (43.26 x 69.85mm)</p>
	<p>Model # 3108 <i>05 1" Arbors, Adapters, and Related Items</i> Part # 903108 Cone, Centering - 2.328" x 2.968" (59.13 x 75.39mm)</p>		<p>Model # 40928 <i>05 1" Arbors, Adapters, and Related Items</i> Part # 940928 4x4 Pressed Hub Rotor Adapter, 1" I.D.</p>
	<p>Model # 3109 <i>05 1" Arbors, Adapters, and Related Items</i> Part # 903109 Adapter - Hubless, 5.650" (143.52mm) OD</p>		<p>Model # 4101 <i>05 1" Arbors, Adapters, and Related Items</i> Part # 904101GP Arbor - Cap. 100lbs. - Use With #3102 Arbor Nut - For Model 3850 & 3860</p>



AMMCO

EQUIP., OPT., ACC., TOOLS

	<p>Model # 41202 05 1" Arbors, Adapters, and Related Items Part # 941202</p> <p>Toyota rotor backing plate, 1" I.D., 6.19" O.D. for use with Double Chuck on Toyota large centerhole rotors i.e. Tacoma</p>		<p>Model # 8889 05 1" Arbors, Adapters, and Related Items Part # 908889</p> <p>Composite Rotor Clamping Plate Set - Light Truck - Use With #8800 Adapter Set, while quantities last</p>
	<p>Model # 41412 05 1" Arbors, Adapters, and Related Items Part # 941412</p> <p>Double Chuck Adapter Set, 1" I.D., Range: 2.125-5.750" (53.98-146.05mm), Hubless Rotors & Drums through 1 Ton Vehicles, Double Chuck, 4 Backing</p>		<p>Model # 9192 05 1" Arbors, Adapters, and Related Items Part # 909192</p> <p>Adapter - Double Taper - 1.711" x 2.073" (43.46 x 52.65mm)</p>
	<p>Model # 4347 05 1" Arbors, Adapters, and Related Items Part # 904347</p> <p>4347 Adapter Set</p>		<p>Model # 9193 05 1" Arbors, Adapters, and Related Items Part # 909193</p> <p>Adapter - Double Taper - 2.074" x 2.440" (52.68 x 61.98mm)</p>
	<p>Model # 4790 05 1" Arbors, Adapters, and Related Items Part # 904790</p> <p>Arbor Step Down, 1 7/8" to 1" Step-Down - Permits Use of 1 7/8 Adapters on 1" Arbors - Set of three</p>		<p>Model # 9194 05 1" Arbors, Adapters, and Related Items Part # 909194</p> <p>Adapter - Double Taper - 2.441" x 2.897" (62.00 x 73.58mm)</p>
	<p>Model # 4791 05 1" Arbors, Adapters, and Related Items Part # 904791</p> <p>Arbor Step Down, 1 7/8" to 1" Step-Down - Permits Use of 1 7/8 Adapters on 1" Arbors - Single</p>		<p>Model # 9195 05 1" Arbors, Adapters, and Related Items Part # 909195</p> <p>Adapter - Double Taper - 2.828" x 3.185" (71.83 x 80.90mm)</p>
	<p>Model # 5000010 05 1" Arbors, Adapters, and Related Items Part # 95000010</p> <p>Ford F-150 4X2 Adapter Kit</p>		<p>Model # 9196 05 1" Arbors, Adapters, and Related Items Part # 909196</p> <p>Adapter - Double Taper - 3.203" x 3.560" (81.36 x 90.42mm)</p>
	<p>Model # 5000132 05 1" Arbors, Adapters, and Related Items Part # 95000132</p> <p>Arbor - 1" - 200lb capacity. For use with Model 4000E.</p>		<p>Model # 9232 05 1" Arbors, Adapters, and Related Items Part # 909232</p> <p>Adapter Set - Double Taper - Includes 9192, 9193, 9194, 9921, 9922</p>
	<p>Model # 5795 05 1" Arbors, Adapters, and Related Items Part # 905795</p> <p>Adapter Set - Splined Hub - Set of 2</p>		<p>Model # 9233 05 1" Arbors, Adapters, and Related Items Part # 909233</p> <p>Adapter Set - Double Taper - Truck - Fits Bearing Race Diameters From 2.828" To 3.560"</p>
	<p>Model # 8800 05 1" Arbors, Adapters, and Related Items Part # 908800</p> <p>Adapter - Hubless Rotor - use with Opt. 8888/8889 Clamping Plates, while quantities last</p>		<p>Model # 9263 05 1" Arbors, Adapters, and Related Items Part # 909263</p> <p>Adapter - Hubless, Three Pad - 4.500" (114.30mm) OD</p>
	<p>Model # 8888 05 1" Arbors, Adapters, and Related Items Part # 908888</p> <p>Composite Rotor Clamping Plate Set - Use With #8800 Adapter Set - Chrysler, Ford, G.M., while quantities last</p>		<p>Model # 9265 05 1" Arbors, Adapters, and Related Items Part # 909265</p> <p>Adapter - Hubless, Five Pad, 5.625" (142.88mm) OD</p>



AMMCO

EQUIP., OPT., ACC., TOOLS

	<p>Model # 9310 <i>05 1" Arbors, Adapters, and Related Items</i> Part # 909310 ADAPTEK Adapter Set - Hubless - Auto and Lt. Truck (contains 909311 & 909312), Range: 1.84 - 3.85" (46.74 - 97.79mm)</p>		<p>Model # 2170 <i>06 11/16" Arbors, Adapters, & Related Items</i> Part # 902170 Adapter - Encore/Alliance R. Drum - Use With #3127 Step-Down Adapter & #3904 Cntrg Cone</p>
	<p>Model # 9311 <i>05 1" Arbors, Adapters, and Related Items</i> Part # 909311 ADAPTEK Adapter Set - Hubless - Auto (included in 909310), Range: 1.84 - 3.30" (46.74 - 83.82mm)</p>		<p>Model # 22138 <i>06 11/16" Arbors, Adapters, & Related Items</i> Part # 922138 Washer Set - Spherical, 11/16" I.D.</p>
	<p>Model # 9312 <i>05 1" Arbors, Adapters, and Related Items</i> Part # 909312 ADAPTEK Adapter Set - Hubless - Lt. Truck (included in 909310), Range: 3.20 - 3.85" (81.28 - 97.79mm)</p>		<p>Model # 25882 <i>06 11/16" Arbors, Adapters, & Related Items</i> Part # 925882 Arbor Nut - LH Thread - For Models 2002, 3000, 3850, 4000, 4100, 7000, 7700</p>
	<p>Model # 9313 <i>05 1" Arbors, Adapters, and Related Items</i> Part # 909313 ADAPTEK Adapter Set - Hubless - Truck, Range: 3.75 - 5.50" (95.25 - 139.70mm)</p>		<p>Model # 28573 <i>06 11/16" Arbors, Adapters, & Related Items</i> Part # 928573 Arbor, 11/16" for Model 3850 Lathe</p>
	<p>Model # 9437 <i>05 1" Arbors, Adapters, and Related Items</i> Part # 909437 Arbor - For Model 6000</p>		<p>Model # 3118 <i>06 11/16" Arbors, Adapters, & Related Items</i> Part # 903118 Cone - Centering, .750" x 1.375" (19.05 x 34.93mm)</p>
	<p>Model # 9489 <i>05 1" Arbors, Adapters, and Related Items</i> Part # 909489 Adapter - Hubless, 3.625" (92.08mm) OD - For Models 1000,2002,3000,4000,4100,7000,7700</p>		<p>Model # 3120 <i>06 11/16" Arbors, Adapters, & Related Items</i> Part # 903120 Spacer - 1" (25.4mm) Long</p>
	<p>Model # 9490 <i>05 1" Arbors, Adapters, and Related Items</i> Part # 909490 Adapter - Hubless, 4.500" (114.30mm) OD - For Models 1000,2002,3000,4000,4100,7000,7700</p>		<p>Model # 3121 <i>06 11/16" Arbors, Adapters, & Related Items</i> Part # 903121 Spacer - 1/2" (12.7mm) Long</p>
	<p>Model # 9492 <i>05 1" Arbors, Adapters, and Related Items</i> Part # 909492 Spacer - Self-Aligning, For All Ammco Lathes</p>		<p>Model # 3122 <i>06 11/16" Arbors, Adapters, & Related Items</i> Part # 903122 Arbor - For Models 2002,3000,4000,4100,7000,7700</p>
	<p>Model # 9921 <i>05 1" Arbors, Adapters, and Related Items</i> Part # 909921 Adapter - Double Taper - 1.322" x 1.670" (33.58 x 42.42mm)</p>		<p>Model # 3127 <i>06 11/16" Arbors, Adapters, & Related Items</i> Part # 903127 Adapter - 1" x 11/16" Step-Down - For Using 1" Adapters on 11/16" Arbors</p>
	<p>Model # 9922 <i>05 1" Arbors, Adapters, and Related Items</i> Part # 909922 Adapter - Double Taper - 1.362" x 1.710" (34.59 x 43.43mm)</p>		<p>Model # 5746 <i>06 11/16" Arbors, Adapters, & Related Items</i> Part # 905746 Arbor - For Model 6000</p>



AMMCO

EQUIP., OPT., ACC., TOOLS

	<p>Model # 9495 Part # 909495</p> <p>Arbor Set - For Model 6000</p>		<p>Model # 3491 Part # 903491</p> <p>Arbor Set - Truck Rotors and Drums Up To 200lbs - For Model 3850/3860</p>
	<p>Model # 9708 Part # 909708</p> <p>Arbor Set, 11/16" - For Models 2002,3000,4000,4100,7000,7700</p>		<p>Model # 3577 Part # 903577</p> <p>Adapter - Hubless - 6.250" (158.75mm) OD</p>
	<p>Model # 9709 Part # 909709</p> <p>Arbor Set - For Model 3850</p>		<p>Model # 3578 Part # 903578</p> <p>Adapter - Hubless - 7.813" (198.45mm) OD</p>
	<p>Model # 3191 Part # 903191</p> <p>Spacer - 1" (25.40mm) Long</p>		<p>Model # 3581 Part # 903581</p> <p>Adapter - Hubless - 9.625" (244.48mm) OD</p>
	<p>Model # 3192 Part # 903192</p> <p>Spacer - 2" (50.80mm) Long</p>		<p>Model # 3590 Part # 903590</p> <p>Spring - For Centering Cone</p>
	<p>Model # 3193 Part # 903193</p> <p>Spacer - 3" (76.20mm) Long</p>		<p>Model # 41270 Part # 941270</p> <p>Heavy Duty Three Jaw Chuck, for 1-7/8" Arbor</p>
	<p>Model # 3194 Part # 903194</p> <p>Cone - Centering - 2.000" x 3.375" (50.80 x 85.73mm)</p>		<p>Model # 4732 Part # 904732</p> <p>Cone - Centering - 4.656" x 5.250" (118.26 x 133.35mm)</p>
	<p>Model # 3198 Part # 903198</p> <p>Arbor - Truck - For Models 2002, 3000, 4000, 4100, 7000, 7500, 7700</p>		<p>Model # 4775 Part # 904775</p> <p>Adapter Set - Hubbed and Hubless - Use With #1081, #3481, & #5748 Arbors, includes sets 8994 & 8995, Center holes from 2.75"-8.17"</p>
	<p>Model # 3460 Part # 903460</p> <p>Arbor Nut - 1 7/8" & 2 1/2" - For Models 2002, 3000, 4000, 4100, 6000, 7000, 7500, 7700</p>		<p>Model # 4776 Part # 904776</p> <p>Cone - Centering - 2.750" x 3.344" (69.85 x 84.93mm)</p>
	<p>Model # 3481 Part # 903481</p> <p>Arbor Set - Truck Rotors and Drums Up To 200lbs - For Models 2002,3000,4000,4100,7000,7500,7700</p>		<p>Model # 4777 Part # 904777</p> <p>Cone - Centering - 3.281" x 3.891" (83.34 x 98.82mm)</p>



AMMCO

EQUIP., OPT., ACC., TOOLS


	<p>Model # 4778 Part # 904778</p> <p>Cone - Centering - 3.828" x 4.421" (97.20 x 112.30mm)</p>		<p>Model # 9234 Part # 909234</p> <p>Adapter Set - Double Taper - Use With #1081, #3481, & #5748 Arbors</p>
	<p>Model # 4779 Part # 904779</p> <p>Cone - Centering - 4.359" x 4.968" (110.70 x 126.20mm)</p>		<p>Model # 9399 Part # 909399</p> <p>Adapter Set - Ford Lt Trk - One #3590 Spring, One #4732 Centering Cone, Two #3578 Adapters</p>
	<p>Model # 4781 Part # 904781</p> <p>Cone - Centering - 4.891" x 5.500" (123.46 x 139.70mm)</p>		<p>Model # 9499 Part # 909499</p> <p>Adapter Set - Light Truck - For Model 4100, includes 2-903577 cups, 1-904778 cone, 1-903590 spring, 1-904790 step down adapter set (includes</p>
	<p>Model # 4782 Part # 904782</p> <p>Cone - Centering - 5.438" x 6.031" (138.11 x 153.19mm)</p>		<p>Model # 4904 Part # 904904</p> <p>Adapter - Small Flywheel - Single Taper</p>
	<p>Model # 4783 Part # 904783</p> <p>Cone - Centering - 5.969" x 6.563" (151.61 x 188.69mm)</p>		<p>Model # 4905 Part # 904905</p> <p>Adapter - Small Flywheel - Double Taper</p>
	<p>Model # 4784 Part # 904784</p> <p>Cone - Centering - 6.500" x 7.438" (165.10 x 188.91mm)</p>		<p>Model # 4910 Part # 904910</p> <p>Adapter - Medium Flywheel for 11/16" Arbor</p>
	<p>Model # 4785 Part # 904785</p> <p>Cone - Centering - 7.031" x 7.641" (178.59 x 194.07mm)</p>		<p>Model # 9381 Part # 909381</p> <p>Facing & Grinding Set - For Flywheels</p>
	<p>Model # 4786 Part # 904786</p> <p>Cone - Centering - 7.578" x 8.172" (192.48 x 202.57mm)</p>		<p>Model # 5712 Part # 905712</p> <p>Washer</p>
	<p>Model # 8994 Part # 908994</p> <p>Adapter Set - Medium Duty - Use With #1081, #3481, & #5748 Arbors, Center holes from 2.75"-6.03"</p>		<p>Model # 5713 Part # 905713</p> <p>Spacer - 1" Long</p>
	<p>Model # 8995 Part # 908995</p> <p>Adapter Set - Heavy-Duty - Use With #1081 & #3481 Arbors, Center holes from 5.97"-8.17"</p>		<p>Model # 5714 Part # 905714</p> <p>Spacer - 2" Long</p>

AMMCO Brake Service Solutions

Tool Bits

Positive rake bit holder set; get deeper cuts and finer finish, often in one pass.

7999 for 7500B & 4000B
41201 for 4100B



Negative rake bit holder set; get the longest service life and lowest cost of ownership

6999 For 4000sp

Round bit set provides the best finish with a medium service life.

40630 For 7500B, 4000SP & 4000B




Extended reach bit holders for rotors with obstructions.

40425 For 7500B, 4000SP & 4000B



5392 Small Drum turning tool.



Silencing



7075 Clamping silencer provides maximum vibration dampening for the toughest rotors.

Mini clip silencers provide a quick way to add additional vibration dampening.

1175 Short reach

1180 Long reach




Truck silencer bands for larger applications.

6930 Truck Rotor Band

5290 Truck Drum Band



9800 Spring Steel vented rotor band lasts longer for lower cost of ownership



Measuring

Digital Micrometers; Easy to read, display faces straight up. Electronics shielded by rugged steel casing. Read both Metric and SAE in one unit

2780 Digital Rotor Mic.

8545 Digital Drum Mic.



Ammco Mechanical Micrometers; Legendary durability. Great Value

8500 SAE Drum Mic. 6"-16.125"

8500-H SAE Drum Mic. 6"-26"

8500-50 Metric Drum Mic. 154mm-406mm



2760 SAE Rotor Mic. 0"-2.25"

2760-50 Metric Rotor Mic. 0-57mm

Ammco Run-Out Indicator; Connects fast with locking pliers system.

29752 Run-Out Gage




9582 Drum Micrometer Checking Fixture. Calibrate and verify calibration on the spot!




Flywheel Finishing

9381 Right Angle boring bar mount for proper alignment and magnetic silencer kit.




9708 11/16" arbor for small drums and flywheels.



9619 Graduated Hand Wheel for accurate depth of cut.



4910 Medium flywheel adapter for the 9708 arbor.



4905 Small flywheel adapter for single bolt through style.



Non-Directional Finishing



8750 Lathe Driven Finisher

8740 Free Hand Finisher



A non-directional finish maximizes stopping power and reduces brake noise. Unlike high speed grinders that take off too much material and leave deep scratches shortening pad life, these finishers just smooth off the ridges.

Options



40932 Vacuum Bleeder
Cost effective;
One person operation;
No special adapters.



1450 Brake Washer
OSHA preferred low pressure method.
3 stage filtration
Large particle strainer
20 micron sock
5 micron cartridge
Water based biodegradable solution
Reusable oil absorbing boom
Runs on standard shop air.



AMMCO

EQUIP., OPT., ACC., TOOLS

 <p>Model # 5715 Part # 905715 Spacer - 3" Long</p>	 <p>Model # 6921 Part # 906921 Silencer Band, Non-Vented - Rotor - 6.500" (165.10mm) Diameter - Package of 2</p>
 <p>Model # 5716 Part # 905716 Cone - Centering - 2.936" x 4.078" (74.625 x 103.581mm)</p>	 <p>Model # 6922 Part # 906922 Silencer Band, Non-Vented - Rotor - 9.250" (234.95mm) Diameter - Package of 2</p>
 <p>Model # 5717 Part # 905717 Cone - Centering - 3.936" x 5.063" (100.025 x 128.600mm)</p>	 <p>Model # 6930 Part # 906930 Silencer Band - Rotor - Heavy-Duty, 50" Long, for Ventilated Rotors</p>
 <p>Model # 5718 Part # 905718 Cone - Centering - 4.936" x 6.063" (125.425 x 154.000mm)</p>	 <p>Model # 7075 Part # 907075 Silencer - Rotor, Friction - For Models 4000,4100,7500</p>
 <p>Model # 5749 Part # 905749 Arbor, 2 1/2" for model 6000 Lathe,</p>	 <p>Model # 70752 Part # 9070752 Silencer - Rotor, Friction - For Models 3850</p>
 <p>Model # 1175 Part # 901175 Silencer - Rotor, Clip-On, Short, 4"</p>	 <p>Model # 7670 Part # 907670 Silencer - Magnetic, Flywheel</p>
 <p>Model # 1180 Part # 901180 Silencer - Rotor, DeLuxe Clip-On, Long, 8"</p>	 <p>Model # 9183 Part # 909183 Pads - Pressure, Replacement (Non-Asbestos) - Set of 2</p>
 <p>Model # 5280 Part # 905280 Silencer Band - Drum - 1 3/4"</p>	 <p>Model # 9800 Part # 909800 Silencer Assembly - Spring - Vented - Rotor</p>
 <p>Model # 5290 Part # 905290 Silencer Band - Drum - 2 3/4" - Truck Drums</p>	 <p>Model # 10701 Part # 9107011 Tool Bit Assembly - Negative Rake - RH - For Models 4000, 4100, 7000</p>
 <p>Model # 6920 Part # 906920 Silencer Band - for Ventilated Rotors, Standard, 31" Long</p>	 <p>Model # 10702 Part # 9107021 Tool Bit Assembly - Negative Rake - LH - For Models 4000, 4100, 7000</p>

13-Jun-08

Rotor Machining
OE standard

Options

906950	Positive	Positive Extended	Positive Round
Negative	925968	925968	940608
Bit holder RH	925969	925969	940609
Bit holder LH	9076816	9069186	940610
Bits	907999	940425	940630
Package, bits + hol			

4000 (B)

906950	Positive	Positive Extended	Positive Round
Negative	925968	925968	940608
Bit holder RH	925969	925969	940609
Bit holder LH	9076816	9069186	940610
Bits	907999	940425	940630
Package, bits + hol			

4000(E) (SP) & (GM)

906950	Negative	Positive Extended	Positive Round
Positive	910701	925968	940608
Bit holder RH	910702	925969	940609
Bit holder LH	90691410	9069186	940610
Bits	906999	940425	940630
Package, bits + hol			

4100 (B)

907900	Positive		
Negative			
Bit holder RH			
Bit holder LH			
Bits	9076816		
Package, bits + holders	941201		

7500

906950	Positive	Positive Extended	Positive Round
Negative	925968	925968	940608
Bit holder RH	925969	925969	940609
Bit holder LH	9076816	9069186	940610
Bits	907999	940425	940630
Package, bits + hol			

Drum Machining
OE standard

Options

Boring Bar	925750		
Rake	Negative		
Bit Holder	925762		
Bits	90691410		

Boring Bar	905843	Zero	Positive
Rake	Negative	Brazed	Positive
Bit Holder	909872		905392
Bits	90691410	904114	904725
			9076816

Boring Bar	929240	Negative	
Rake	Positive	Positive	
Bit Holder	905390	927118	905390
Bits	9076816	90691410	9069186

Boring Bar	905844	Zero	Positive
Rake	Negative	Brazed	Positive
Bit Holder	909872		905392
Bits	90691410	904114	904725
			9076816

Boring Bar	NA		
Rake			
Bit Holder			
Bits			



AMMCO

EQUIP., OPT., ACC., TOOLS

 <p>Model # 25968 <i>11 Tool Bits & Carbide Inserts</i> Part # 925968 Tool Bit Holder - Positive Rake (either 6918 or 7681) - RH - For Models 3850</p>	 <p>Model # 40608 <i>11 Tool Bits & Carbide Inserts</i> Part # 940608 Tool-holder Assembly, RH , Positive Rake, for Round Tool-bit No. 40610</p>
 <p>Model # 25969 <i>11 Tool Bits & Carbide Inserts</i> Part # 925969 Tool Bit Holder - Positive Rake (either 6918 or 7681) - LH - For Models 3850</p>	 <p>Model # 40609 <i>11 Tool Bits & Carbide Inserts</i> Part # 940609 Tool-holder Assembly, LH , Positive Rake, for Round - Tool-bit No. 40610</p>
 <p>Model # 29876 <i>11 Tool Bits & Carbide Inserts</i> Part # 929876 Tool Bit Assembly - Positive Rake - LH - For Model 700 OTC Lathe</p>	 <p>Model # 40610 <i>11 Tool Bits & Carbide Inserts</i> Part # 940610 Tool-bit, Round, Carbide Insert, Positive Rake, 10 Pack</p>
 <p>Model # 29877 <i>11 Tool Bits & Carbide Inserts</i> Part # 929877 Tool Bit Assembly - Positive Rake - RH - For Model 700 OTC Lathe</p>	 <p>Model # 40630 <i>11 Tool Bits & Carbide Inserts</i> Part # 940630 Tool-holder Set, RH & LH, Positive Rake, for Round - Tool-bit No. 40610</p>
 <p>Model # 40410 <i>11 Tool Bits & Carbide Inserts</i> Part # 940410 Carbide Insert, Pos. Rake, 10pk., for FMC Lathes (JOHN BEAN CO. (a successor-in-interest to FMC CORPORATION) is a subsidiary of</p>	 <p>Model # 41201 <i>11 Tool Bits & Carbide Inserts</i> Part # 941201 Left & Right Positive Rake Toolholder Set, for 907900 Twin-Cutter Boring Bars, Includes 2 No. 907681 Toolbits with Retaining Screws</p>
 <p>Model # 40415 <i>11 Tool Bits & Carbide Inserts</i> Part # 940415 Carbide Insert, Pos. Rake, 10pk., for KWIK-WAY Lathes (KWIK-WAY is a trade mark of KWIK-WAY MANUFACTURING CO.)</p>	 <p>Model # 4724 <i>11 Tool Bits & Carbide Inserts</i> Part # 904724 Tool Bit - LH - For Models 5000, 6000 - 1/2" (12.7mm) Square Shank - Package of 3</p>
 <p>Model # 40420 <i>11 Tool Bits & Carbide Inserts</i> Part # 940420 Carbide Insert, Neg. Rake, 10pk., for HUNTER Lathes (HUNTER is a trade mark of HUNTER ENGINEERING CO.)</p>	 <p>Model # 4725 <i>11 Tool Bits & Carbide Inserts</i> Part # 904725 Tool Bit - Pos. Rake RH Hvy-Dty-1/2" (12.7mm) Square Shank-For Mod. 2002,3000,4000,4100,7700</p>
 <p>Model # 40425 <i>11 Tool Bits & Carbide Inserts</i> Part # 940425 Extended Offset Toolholders, right & left, 3/8"</p>	 <p>Model # 4726 <i>11 Tool Bits & Carbide Inserts</i> Part # 904726 Tool Bit - LH - For Models 5000, 6000 - 1/2" (12.7mm) Square Shank - Package of 1</p>
 <p>Model # 40430 <i>11 Tool Bits & Carbide Inserts</i> Part # 940430 Carbide Insert, Neg. Rake, 10pk., for PERFORMANCE Lathes (PERFORMANCE is a trade mark of PERFORMANCE EQUIPMENT CO., INC.)</p>	 <p>Model # 4728 <i>11 Tool Bits & Carbide Inserts</i> Part # 904728 Tool Bit Set - Positive Rake RH Heavy-Duty - Package of Three #4725 Tool Bits</p>
 <p>Model # 40435 <i>11 Tool Bits & Carbide Inserts</i> Part # 940435 Carbide Insert, Pos. Rake, 10pk., for ACCUTURN Lathes (ACCUTURN is a trade mark of ACCU INDUSTRIES, INC.)</p>	 <p>Model # 5390 <i>11 Tool Bits & Carbide Inserts</i> Part # 905390 Toolbit Assembly - Positive Rake for #29240 Boring Bar</p>



AMMCO

EQUIP., OPT., ACC., TOOLS

	<p>Model # 5392 <i>11 Tool Bits & Carbide Inserts</i> Part # 905392 Tool Bit Assembly - Pos. Rake Sm. Drum-5/8" x 3/4" (16 x 19mm) - For Mod. 2002, 3000, 4000, 4100, 7700</p>		<p>Model # 6999 <i>11 Tool Bits & Carbide Inserts</i> Part # 906999 Tool Bit Set - Negative Rake - One #10701 (RH) & One #10702 (LH)</p>
	<p>Model # 5677 <i>11 Tool Bits & Carbide Inserts</i> Part # 905677 Tool Bit - For Model 6000 Lathe & #6875 Flywheel Facing Set - Package of 2</p>		<p>Model # 76812 <i>11 Tool Bits & Carbide Inserts</i> Part # 9076812 Carbide Insert, Positive Rake, .032" radius, 2pk., for AMMCO Lathes</p>
	<p>Model # 5720 <i>11 Tool Bits & Carbide Inserts</i> Part # 905720 Carbide-Tipped Tool Bit - 16mm Shank - For Models 5000, 6000 - Package of 1</p>		<p>Model # 76816 <i>11 Tool Bits & Carbide Inserts</i> Part # 9076816 Carbide Insert, Positive Rake, .032" radius, 6pk., for AMMCO Lathes</p>
	<p>Model # 5725 <i>11 Tool Bits & Carbide Inserts</i> Part # 905725 Carbide-Tipped Tool Bit - 15.8mm Shank - For Models 5000, 6000 - Package of 1</p>		<p>Model # 7692 <i>11 Tool Bits & Carbide Inserts</i> Part # 907692 Tool Bit - Duplex - For #9381 Facing & Grinding Set</p>
	<p>Model # 6616 <i>11 Tool Bits & Carbide Inserts</i> Part # 906616 Tool Holder Package - For Use With #6600 Twin Cutter</p>		<p>Model # 7999 <i>11 Tool Bits & Carbide Inserts</i> Part # 907999 Tool Bit Set - Pos. Rake - #25968 RH & #25969 LH Tool Bits w/Inserts - For Mod. 4000, 4100, 7000</p>
	<p>Model # 691410 <i>11 Tool Bits & Carbide Inserts</i> Part # 90691410 Carbide Insert, Negative Rake, .032" radius, 10pk., for AMMCO Lathes</p>		<p>Model # 9695 <i>11 Tool Bits & Carbide Inserts</i> Part # 909695 Tool Bit Assembly - 5/8" (15.8mm) Square Shank - Uses #5677 Carbide Insert</p>
	<p>Model # 69142 <i>11 Tool Bits & Carbide Inserts</i> Part # 9069142 Carbide Insert, Negative Rake, .032" radius, 2pk., for AMMCO Lathes</p>		<p>Model # 9872 <i>11 Tool Bits & Carbide Inserts</i> Part # 909872 Tool Bit Assembly - Neg. Rake, 1/2" x 3/8" (12.7 x 9.5mm) - For Mod. 2002, 3000, 4000, 4100, 7700</p>
	<p>Model # 69146 <i>11 Tool Bits & Carbide Inserts</i> Part # 9069146 Carbide Insert, Negative Rake, .032" radius, 6pk., for AMMCO Lathes</p>		<p>Model # 29240 <i>12 Boring Bars and Related Items</i> Part # 929240 Drum Boring Bar</p>
	<p>Model # 69182 <i>11 Tool Bits & Carbide Inserts</i> Part # 9069182 Carbide Insert, Positive Rake, .017" radius, 2pk., for AMMCO Lathes</p>		<p>Model # 5199 <i>12 Boring Bars and Related Items</i> Part # 905199 Clamp - Boring Bar - Upper - For Model 6000</p>
	<p>Model # 69186 <i>11 Tool Bits & Carbide Inserts</i> Part # 9069186 Carbide Insert, Positive Rake, .017" radius, 6pk., for AMMCO Lathes</p>		<p>Model # 5272 <i>12 Boring Bars and Related Items</i> Part # 905272 Clamp - Boring Bar - Lower - For Model 6000</p>



AMMCO

EQUIP., OPT., ACC., TOOLS

 <p>Model # 5843 <i>12 Boring Bars and Related Items</i> Part # 905843 Boring Bar - 1 1/2" Hex, 15 1/2" Long - Standard With Models 3000,4000</p>	 <p>Model # 875624 <i>13 Grinding, Dressing, Facing, & Finishing Items</i> Part # 90875624 Abrasive Pads for Swirl Finishers, 24pk.</p>
 <p>Model # 5844 <i>12 Boring Bars and Related Items</i> Part # 905844 Boring Bar - 1 1/2" Hex, 19 1/2" Long - Standard With Model 4100</p>	 <p>Model # 87566 <i>13 Grinding, Dressing, Facing, & Finishing Items</i> Part # 9087566 Abrasive Pads for Swirl Finishers, 6pk.</p>
 <p>Model # 6669 <i>12 Boring Bars and Related Items</i> Part # 906669 Boring Bar - For Model 6000</p>	 <p>Model # 9381 <i>13 Grinding, Dressing, Facing, & Finishing Items</i> Part # 909381 Facing & Grinding Set - For Flywheels</p>
 <p>Model # 7690 <i>12 Boring Bars and Related Items</i> Part # 907690 Clamp Assembly, Right Angle, for Boring Bars & Grinders</p>	 <p>Model # 10650GP <i>14 Twin Cutters & Related Items</i> Part # 910650GP Tool Bit Holder Replacement LH - For #6950 Twin Cutter</p>
 <p>Model # 3229 <i>13 Grinding, Dressing, Facing, & Finishing Items</i> Part # 903229 Diamond Nib - For #5380 Grinding Wheel Dresser & #7670 Magnetic Silencer</p>	 <p>Model # 10651GP <i>14 Twin Cutters & Related Items</i> Part # 910651GP Tool Bit Holder Replacement RH - For #6950 Twin Cutter</p>
 <p>Model # 4162 <i>13 Grinding, Dressing, Facing, & Finishing Items</i> Part # 904162 Diamond Nib - For Use With #6061 Diamond Dresser</p>	 <p>Model # 5878 <i>14 Twin Cutters & Related Items</i> Part # 905878 Tool Holder With Bit, Duplex - 5/8" (15.8mm) Square Shank-Use w/#6875 Flywheel Facing Set</p>
 <p>Model # 6884 <i>13 Grinding, Dressing, Facing, & Finishing Items</i> Part # 906884 Grinding Wheels - Package of 3</p>	 <p>Model # 6950 <i>14 Twin Cutters & Related Items</i> Part # 906950 Twin Cutter - Standard Model (Does NOT include toolholder assemblies - order negative rake set #906999, positive rake set #907999 or positive rake round set</p>
 <p>Model # 8740 <i>13 Grinding, Dressing, Facing, & Finishing Items</i> Part # 908740 Finisher - Mini Swirl</p>	 <p>Model # 7750 <i>14 Twin Cutters & Related Items</i> Part # 907750 Facing Set - Disc Brake - Converts Model 3000 Or 7700 To Drum / Disc Lathes</p>
 <p>Model # 8750 <i>13 Grinding, Dressing, Facing, & Finishing Items</i> Part # 908750 Finisher - Swirl</p>	 <p>Model # 775022 <i>14 Twin Cutters & Related Items</i> Part # 90775022 Facing Set - Disc Brake - Converts (220V Units ONLY) Model 3000 Or 7700 To Drum / Disc Lathes</p>
 <p>Model # 875612 <i>13 Grinding, Dressing, Facing, & Finishing Items</i> Part # 90875612 Abrasive Pads for Swirl Finishers, 12pk.</p>	 <p>Model # 7900 <i>14 Twin Cutters & Related Items</i> Part # 907900 Twin Cutter, with Independent Boring Bars - For Lg. Flange Hubbed Rotors & Flywheels</p>



AMMCO

EQUIP., OPT., ACC., TOOLS

	<p>Model # 8899 <i>14 Twin Cutters & Related Items</i> Part # 908899 Tool Holder Replacement Kit - For #6950 Twin Cutter</p>		<p>Model # 3087 <i>16 Miscellaneous Brake Lathe Accessories</i> Part # 9030871 Boot - Cross Feed - For Models 3000, 4000, 4100, 7000, 7700</p>
	<p>Model # 3022 <i>15 Wrenches For Brake Lathes</i> Part # 903022 Wrench - 1 1/4" x 1 1/16" - Standard With Models 1000, 3000, 3850, 4000, 4100, 7000, 7700</p>		<p>Model # 3148 <i>16 Miscellaneous Brake Lathe Accessories</i> Part # 903148 Oil Level Stick - Standard With Models 3000,4000,4100,7000,7700</p>
	<p>Model # 3218 <i>15 Wrenches For Brake Lathes</i> Part # 903218 Wrench - 5/16" x 3/8" - Standard With Models 1000, 3000, 3850, 4000, 4100, 7000, 7700</p>		<p>Model # 40175 <i>16 Miscellaneous Brake Lathe Accessories</i> Part # 940175 Poly-V Pulley & Belt Upgrade Kit For Lathe Models 3000, 4000, 4100, 7000, 7700</p>
	<p>Model # 5722 <i>15 Wrenches For Brake Lathes</i> Part # 905722 Wrench - For 1 7/8" & 2 1/2" - Arbor Nuts</p>		<p>Model # 40450 <i>16 Miscellaneous Brake Lathe Accessories</i> Part # 940450 Brake Lathe Tune Up Kit</p>
	<p>Model # 236821 <i>16 Miscellaneous Brake Lathe Accessories</i> Part # 9236821 Spindle Ring - Use With #3085 Boot Assembly</p>		<p>Model # 4282 <i>16 Miscellaneous Brake Lathe Accessories</i> Part # 904282 Bearing Protector - Fits Arbors Up To 2.25"</p>
	<p>Model # 28824 <i>16 Miscellaneous Brake Lathe Accessories</i> Part # 928824 Drive Rod Boot For Model 7000</p>		<p>Model # 6854 <i>16 Miscellaneous Brake Lathe Accessories</i> Part # 906854 Knob - 3-Arm, Red</p>
	<p>Model # 29190 <i>16 Miscellaneous Brake Lathe Accessories</i> Part # 929190 Leadscrew Boot For Model 3850</p>		<p>Model # 6936 <i>16 Miscellaneous Brake Lathe Accessories</i> Part # 906936 Cross Feed Extension - used to increase a lathe's maximum rotor diameter capacity up to 5.0" - "sets back" the twin cutter - may be used on lathe models</p>
	<p>Model # 29191 <i>16 Miscellaneous Brake Lathe Accessories</i> Part # 929191 Cross Feed Boot For Model 3850</p>		<p>Model # 7996 <i>16 Miscellaneous Brake Lathe Accessories</i> Part # 907996 Gear - Shear; and C-Clip - Standard With Models 4000,4100,7500</p>
	<p>Model # 3085 <i>16 Miscellaneous Brake Lathe Accessories</i> Part # 903085 Boot - Spindle Polyethylene - For Models 3000, 4000 - Use With #23682 Spindle Ring</p>		<p>Model # 9481 <i>16 Miscellaneous Brake Lathe Accessories</i> Part # 909481 Shield - Safety, Complete - For #6900, #6950 & #7900 Twin Cutters</p>
	<p>Model # 3086 <i>16 Miscellaneous Brake Lathe Accessories</i> Part # 903086 Boot - Feed Screw - For Models 3000, 4000, 7000</p>		<p>Model # 9590 <i>16 Miscellaneous Brake Lathe Accessories</i> Part # 909590 Spindle Lock Kit</p>



800 OTV Adapter Hole Patterns

®

Std. & DLX

Std. & DLX

DLX

940894 (BLUE)			940897 (PURPLE)			940912 (ORANGE)		
Studs	Inches	MM	Studs	Inches	MM	Studs	Inches	MM
4	3.858	98.00	4	5.512	140.00	6	6.500	165.10
4	3.937	100.00	5	5.315	135.00	8	6.500	165.10
4	4.000	101.60	5	5.500	139.70	8	6.682	169.72
4	4.094	103.98	6	5.500	139.70	10	7.375	187.33
4	4.250	107.95	7	5.906	150.01			
4	4.500	114.30	8	6.500	165.10			

Std. & DLX

Opt. Tyta / GM

Std. & DLX

940895 (RED)			941267 (LIGHT BLUE) new			940896 (GREEN)		
Studs	Inches	MM	Studs	Inches	MM	Studs	Inches	MM
5	3.937	100.00	4	5.500	139.70	5	4.514	114.66
5	4.097	104.00	4	6.299	160.00	5	4.668	118.57
5	4.180	106.17	5	5.118	130.00	5	4.737	120.32
5	4.250	107.95	5	5.500	139.70	5	5.000	127.00
5	4.409	112.00	5	5.904	150.00	6	4.500	114.30
5	4.514	114.65	6	5.500	139.70			
5	4.645	118.00	8	6.500	165.10			

Opt. Exp / Frd

Opt. RVR / RNGE



















DLX

941087 (WHITE) new			941084 (BROWN) new			940892 (YELLOW)		
Studs	Inches	MM	Studs	Inches	MM	Studs	Inches	MM
5	5.500	139.70	5	6.091	154.71	8	6.500	165.10
6	5.312	135.00	5	6.281	159.54	8	6.688	169.88
6	5.500	139.70	5	6.500	165.10			



AMMCO

EQUIP., OPT., ACC., TOOLS

 <p>Model # 27581 Part # 927581 Bolt Set - Mounting (Silver), for 700/710 OTV's</p>	 <p>Model # 41087 Part # 941087 Adapter, 5 & 6 Hole, Ford Truck, for 800 OTV</p>
 <p>Model # 29428 Part # 929428 Bolt Set - Chrysler, for 700/710 OTV's</p>	 <p>Model # 41090 Part # 941090 Lug nut kit for 800 OTV, 6 each of 7/16X20, 1/2X20, 12X1.25, 12X1.50, 14X1.50</p>
 <p>Model # 40892 Part # 940892 Adapter, Heavy Duty Ford Truck, for Ammco 800 OTV</p>	 <p>Model # 41267 Part # 941267 Adapter, 4,5,6 Hole, Land Cruiser, for 800 OTV</p>
 <p>Model # 40894 Part # 940894 Adapter, 4 Hole, for 800 OTV</p>	 <p>Model # 2760 Part # 902760 Micrometer - Rotor (Inch) - Range: 0 To 2.25"</p>
 <p>Model # 40895 Part # 940895 Adapter, 5 Hole, for 800 OTV</p>	 <p>Model # 276050 Part # 90276050 Micrometer - Rotor (Metric) - Range: 0 To 2.25"</p>
 <p>Model # 40896 Part # 940896 Adapter, 5 & 6 Hole, for 800 OTV</p>	 <p>Model # 2778 ** Part # 902778 Micrometer - Rotor, Digital **WHILE SUPPLIES LAST</p>
 <p>Model # 40897 Part # 940897 Adapter, 4, 5, 6, 7, & 8 Hole, for 800 OTV</p>	 <p>Model # 2780 Part # 902780 Digital Rotor Micrometer - Range 0 - 2.4", (0 - 60.9mm), Protected Electronics</p>
 <p>Model # 40912 Part # 940912 Adapter, Dual Wheel, for 800 OTV</p>	 <p>Model # 2789 Part # 902789 Digital Rotor & Drum Micrometer (Replaces 902786)</p>
 <p>Model # 40959 Part # 940959 Spacer, Adapter, 4 & 5 Hole, for 800 OTV</p>	 <p>Model # 29752 Part # 929752 Rotor Runout/Ball Joint Gauge</p>
 <p>Model # 40960 Part # 940960 Spacer, Adapter, 5, 6, & 8 Hole, for 800 OTV</p>	 <p>Model # 40982 Part # 940982 Brake Fluid Tester, Measures Boiling Point of Brake Fluid to Verify Condition Relative to Specifications</p>



AMMCO

EQUIP., OPT., ACC., TOOLS

	<p>Model # 8500 <i>19 Micrometers and Other Measuring Devices</i> Part # 908500 Micrometer - Brake Drum (Inch) - Range: 6" To 16.125"</p>		<p>Model # 40932 <i>20 Bleeders / Bleeder Adapters</i> Part # 940932 Vacuum Brake Bleeder</p>
	<p>Model # 850050 <i>19 Micrometers and Other Measuring Devices</i> Part # 90850050 Micrometer - Brake Drum (Metric) - Range: 152.4mm" To 409.58mm</p>		<p>Model # 7300 <i>20 Bleeders / Bleeder Adapters</i> Part # 907300 Brake Bleeder - Pressure, 4-Gallon (15-L), Incl. 1 x 7330 Adapter.</p>
	<p>Model # 8500H <i>19 Micrometers and Other Measuring Devices</i> Part # 908500H Micrometer - Brake Drum (Inch) - Range: 6" - 26" - H. D.Trucks</p>		<p>Model # 7301 <i>20 Bleeders / Bleeder Adapters</i> Part # 907301 Brake Bleeder - High Pressure, 4-Gallon (15-L) - For Antilock System</p>
	<p>Model # 8539 <i>19 Micrometers and Other Measuring Devices</i> Part # 908539 Micrometer Extension Shaft (Inch) - Increases Range To 6"-26" - Use w/#8500 Mcrmtr</p>		<p>Model # 7304 <i>20 Bleeders / Bleeder Adapters</i> Part # 907304 Reservoir Adapter Set - Small, Incl. 1x7309, 2x7313, 2x7314, 1x7315 & 1x7326.</p>
	<p>Model # 853950 <i>19 Micrometers and Other Measuring Devices</i> Part # 90853950 Micrometer Extension Shaft (Metric) - Increases Range To 152.4mm-660.40mm - Use w/#850050 Mcrmtr</p>		<p>Model # 7306 <i>20 Bleeders / Bleeder Adapters</i> Part # 907306 Reservoir Adapter - Ford Teves ABS</p>
	<p>Model # 8545 <i>19 Micrometers and Other Measuring Devices</i> Part # 908545 Digital Drum Micrometer, Range: 5-15" (127-382mm), Protected Electronics, Stands up in Drum</p>		<p>Model # 7307 <i>20 Bleeders / Bleeder Adapters</i> Part # 907307 Reservoir Adapter - G.M. Vans & Mini-Vans - With Step Reservoirs</p>
	<p>Model # 8625 ** <i>19 Micrometers and Other Measuring Devices</i> Part # 908625 Micrometer - Drum, Digital **WHILE SUPPLIES LAST</p>		<p>Model # 7308 <i>20 Bleeders / Bleeder Adapters</i> Part # 907308 Reservoir Adapter - Chrysler - Use With Dual Adapter Attachment #7326</p>
	<p>Model # 8650 <i>19 Micrometers and Other Measuring Devices</i> Part # 908650 Setting Gauge - Brake Shoe - Range: 6 1/2" To 14 1/4" (165 to 361mm)</p>		<p>Model # 7309 <i>20 Bleeders / Bleeder Adapters</i> Part # 907309 Reservoir Adapter - VW, Large</p>
	<p>Model # 9582 <i>19 Micrometers and Other Measuring Devices</i> Part # 909582 Micrometer Checking Gauge - Drum</p>		<p>Model # 7313 <i>20 Bleeders / Bleeder Adapters</i> Part # 907313 Reservoir Adapter - Up To 2 1/2" (63.5mm) Diameter - For Plastic, Open-Top Reservoirs</p>
	<p>Model # K85452780 <i>19 Micrometers and Other Measuring Devices</i> Part # 9K85452780 Digital Micrometer Kit, Includes one 2780 and one 8545</p>		<p>Model # 7314 <i>20 Bleeders / Bleeder Adapters</i> Part # 907314 Reservoir Adapter Set - Expanding Plugs (7 Different Sizes)</p>



AMMCO

EQUIP., OPT., ACC., TOOLS

Environmental Lathe Enclosure



Model 2800 Standard Enclosure as shown

Model 2801 Cal OSHA model. Must be wired into the lathe so the lathe shuts off when the lid is opened. The kit includes an additional internal safety shield and an over ride pedal on the floor for use during set up procedures.

Less Dust in the Air, Cleaner Floors, A Quieter Shop, Added Safety & Convenience

Internal Dimensions	61" wide by 36" deep	
Shipping Dimensions	44" w x 44" d x 71" h	
Shipping Weight	(90)2800	242lbs
	(90)2801	268lbs

Designed for use with current Ammco Bench Lathe models 3000*, 4000*, 4000E*, 4100* & 7500*. * When equipped with a 6900 or 6950 twin cutter. Not for use with the 7900 twin cutter or 3481/3491 extended arbors.

A safe clean work area;

Enclosing your lathe maximizes safety. Less dust in the air means easier breathing. Less shavings on the floor reduces slip risks. Easily monitor progress through the large viewing window
Put your lathe up front for walk in customers. Make your shop compliant with OSHA rules.

Low noise and easy disposal;

Air is changed twice a minute. Micro dust is trapped in the automotive filter. Heavy shavings are funneled into the bucket. Combined lathe and filter fan noise is 19db less than a typical shop vacuum.

Minimal space plus storage;

Top opens out of the work area. Does not extend behind the base. Lathe installs against a wall. 8" wider, 3" deeper than an Ammco 4100 in operation so only minimal room is required. Built in storage places adapters at the lathe.

Pressure Brake Bleeders



7300 & 7301 Include
Easy roll swivel casters.
Automatic fill nozzle with quick coupler
Fill funnel
Cup & Srying
1/4" and 3/16" ID Fluid collection hoses.

A properly equipped pressure brake bleeder makes brake bleeding a one man operation.

A large 4 gallon (15 liter) reservoir eliminates the need for frequent refilling.

A 12 foot (3.65m) hose with quick coupler and automatic shut off for convenience is included.

For added safety , brake fluid is always separated from pressurized air by a diaphragm.

Bleeders automatically shut off when fluid level is low and a safety relief valve prevents over-pressurization.

Model 7301 High Pressure Brake Bleeder

For bleeding high pressure anti-lock brake systems.

- Pressure gauge:: 0-60psi (maximum recommended bleeding pressure of 25psi. 48psi safety relief valve prevents over-pressurization.
- Use with optional reservoir adapters like 7306 Ford, 7307 GM or 7308 Chrysler kit
- Review the complete line of optional adapters

Model 7300 Pressure Brake Bleeder

Used for non-abs systems

- Dual Scale Pressure gauge: 0-31psi and 0 to 2kg/cm2
- Includes model 7330 adapter kit for open top dual reservoir master cylinders 3-1/2" x 6-1/4" (89x149mm)
- Review the complete line of optional adapters



AMMCO


EQUIP., OPT., ACC., TOOLS

	<p>Model # 7315 <i>20 Bleeders / Bleeder Adapters</i> Part # 907315 Reservoir Adapter, VW, Small</p>		<p>Model # 29702 <i>22 Brake Washer Supplies</i> Part # 629702 Oil Absorbent Boom (Models 1450 and 1350)</p>
	<p>Model # 7326 <i>20 Bleeders / Bleeder Adapters</i> Part # 907326 Reservoir Hose Adapter - Universal Dual - Use With #7313,#7314 Adapters</p>		<p>Model # 29706 <i>22 Brake Washer Supplies</i> Part # 629706 Cartridge Filter for Model 1450</p>
	<p>Model # 7330 <i>20 Bleeders / Bleeder Adapters</i> Part # 907330 Reservoir Adapter - Universal, Open Top Dual Reservoir - 3 1/2" x 6 1/4" (89 x 159mm)</p>		<p>Model # 297066 <i>22 Brake Washer Supplies</i> Part # 6297066 Cartridge Filter for Model 1450 - package of 6</p>
	<p>Model # 7331 <i>20 Bleeders / Bleeder Adapters</i> Part # 907331 Reservoir Adapter - Universal Round, Open Top - 4 1/8" (104.2mm)</p>		<p>Model # 297101 <i>22 Brake Washer Supplies</i> Part # 6297101 Cleaning Solution (Models 1450 and 1350) 1 qt.</p>
	<p>Model # 7332 <i>20 Bleeders / Bleeder Adapters</i> Part # 907332 Reservoir Adapter - GM By-Pass</p>		<p>Model # 297106 <i>22 Brake Washer Supplies</i> Part # 6297106 Cleaning Solution package of 6 - 1 qt.</p>
	<p>Model # 7335 <i>20 Bleeders / Bleeder Adapters</i> Part # 907335 Reservoir Adapter - GM / Ford-Open Top, Dual Rsrvs - 4.25" x 8.25" (107.95 x 209.55mm)</p>		<p>Model # 40980 <i>24 Miscellaneous Brake Service Tools</i> Part # 940980 D-Clamps, 4 Pack, Small 1/8" (3mm) - 5/16" (8mm), Used to Pinch Off Hoses for Brake Service Diagnosis</p>
	<p>Model # 7374 <i>20 Bleeders / Bleeder Adapters</i> Part # 907374 Adapter Hose - Permits Other Brake Bleeders To Be Used With Ammco Reservoir Adapters</p>		<p>Model # 40981 <i>24 Miscellaneous Brake Service Tools</i> Part # 940981 D-Clamps, 3 Pack, Small - Medium & Large, Used to Pinch Off Hoses for General Service & Diagnosis, Range 1/8" - 2&1/4" (3mm - 57mm)</p>
	<p>Model # 1450 <i>21 Brake Washer Options</i> Part # 601450 Deluxe Brake Washer</p>		<p>Model # 3568 <i>25 Model #500 Engine Cylinder Hone & Related Items</i> Part # 903568 Drive Shank Extension</p>
	<p>Model # 29700 <i>22 Brake Washer Supplies</i> Part # 629700 Filter Sock for Model 1450 and 1350</p>		<p>Model # 388 <i>25 Model #500 Engine Cylinder Hone & Related Items</i> Part # 900388 Stone Carrier Set - 2 1/2" To 3 15/16" (63.5 To 100mm) - Pkg of 4</p>
	<p>Model # 297006 <i>22 Brake Washer Supplies</i> Part # 6297006 Filter Sock for Model 1450 and 1350 - package of 6</p>		<p>Model # 389 <i>25 Model #500 Engine Cylinder Hone & Related Items</i> Part # 900389 Stone Carrier Set - 3 5/16" To 4 1/8" (84 To 105mm) - Pkg of 4</p>




AMMCO


EQUIP., OPT., ACC., TOOLS




Model # 3933 *25 Model #500 Engine
Cylinder Hone & Related
Items*
Part # 903933
**Stone Set - Fine - 320 Grit, 2 Stones, 2
felts**




Model # 39331 *25 Model #500 Engine
Cylinder Hone & Related
Items*
Part # 9039331
Stone Set - Fine - 320 Grit, 4 Stones




Model # 500 *25 Model #500 Engine
Cylinder Hone & Related
Items*
Part # 900500
**Hone, Cylinder. Range - 2&1/2" to 4&1/8"
(63.5 to 105mm)**




Model # 619 *25 Model #500 Engine
Cylinder Hone & Related
Items*
Part # 900619
**Stone Set - Roughing - 60 Grit, 2 Stones,
2 Felts**




Model # 6191 *25 Model #500 Engine
Cylinder Hone & Related
Items*
Part # 9006191
Stone Set - Roughing - 60 Grit - 4 Stones




Model # 620 *25 Model #500 Engine
Cylinder Hone & Related
Items*
Part # 900620
**Stone Set - Medium - 220 Grit, 2 Stones,
2 Felts**




Model # 6201 *25 Model #500 Engine
Cylinder Hone & Related
Items*
Part # 9006201
Stone Set - Medium - 220 Grit - 4 Stones




Model # 621 *25 Model #500 Engine
Cylinder Hone & Related
Items*
Part # 900621
**Stone Set - Polishing - 400 Grit, 2
Stones, 2 Felts**




Model # 6211 *25 Model #500 Engine
Cylinder Hone & Related
Items*
Part # 9006211
Stone Set - Polishing - 400 Grit, 4 Stones




Model # 3800 *26 Model #3800 Engine
Cylinder Hones &
Related*
Part # 903800
**Hone - Cylinder Surfacing, Range: 2" To
7" (50.8 To 177.8mm) For Cars & Trucks**




Model # 3810 *26 Model #3800 Engine
Cylinder Hones &
Related*
Part # 903810
Stone Set - 280 Grit




Model # 3833 *26 Model #3800 Engine
Cylinder Hones &
Related*
Part # 903833
Stone Set - 400 Grit




Model # 3838 *26 Model #3800 Engine
Cylinder Hones &
Related*
Part # 903838
Drive - Flexible




Model # 3840 *26 Model #3800 Engine
Cylinder Hones &
Related*
Part # 903840
Stone Set - 180 Grit




Model # 4040 *26 Model #3800 Engine
Cylinder Hones &
Related*
Part # 904040
Stone Set - 100 Grit




Model # 1880 *27 Model #3950 Small
Engine Cylinder Hones
& Relat*
Part # 901880
**Drive Shank - Standard With #3950
Hone, Includes #8554 Depth Stop**




Model # 3950 *27 Model #3950 Small
Engine Cylinder Hones
& Relat*
Part # 903950
**Hone - Small Engine Cylinder, Range: 1
7/8" To 2 3/4" (47.6 To 69.8mm)**



Model # 3951 *27 Model #3950 Small
Engine Cylinder Hones
& Relat*
Part # 903951
**Stone Set - 60 Grit - 1 7/8" To 2 3/4"
(47.6 To 69.8mm) 2 stones, 2 felts**



Model # 39511 *27 Model #3950 Small
Engine Cylinder Hones
& Relat*
Part # 9039511
**Stone Set - 60 Grit - 1 7/8" To 2 3/4"
(47.6 To 69.8mm) 4 stones**




Model # 3952 *27 Model #3950 Small
Engine Cylinder Hones
& Relat*
Part # 903952
**Stone Set - 220 Grit - Range: 1 7/8" To 2
3/4" (47.6 To 69.8mm) 2 Stones, 2 Felts**




AMMCO


EQUIP., OPT., ACC., TOOLS




Model # 39521 *27 Model #3950 Small Engine Cylinder Honers & Relat*
 Part # 9039521
Stone Set - 220 Grit - Range: 1 7/8" To 2 3/4" (47.6 To 69.8mm) 4 Stones




Model # 8288 *28 Model #8275 Small Engine Cylinder Honers & Relat*
 Part # 908288
Stone Set - 220 Grit




Model # 3953 *27 Model #3950 Small Engine Cylinder Honers & Relat*
 Part # 903953
Stone Set - 60 Grit - 2 3/4" To 3 5/8" (69.8 To 92mm) 2 Stones, 2 Felts




Model # 8550 *29 Model #8550 "Midget" Engine Cylinder Honers & Re*
 Part # 908550
Hone - Cylinder, Midget, Range: 1 3/8" To 2" (35 To 50.8mm)




Model # 39531 *27 Model #3950 Small Engine Cylinder Honers & Relat*
 Part # 9039531
Stone Set - 60 Grit - 2 3/4" To 3 5/8" (69.8 To 92mm) 4 Stones




Model # 8554 *29 Model #8550 "Midget" Engine Cylinder Honers & Re*
 Part # 908554
Depth Stop - Also Used With #3950 Honers



Model # 3954 *27 Model #3950 Small Engine Cylinder Honers & Relat*
 Part # 903954
Stone Set - 220 Grit - Range: 2 3/4" To 3 5/8" (69.8 To 92mm) 2 Stones, 2 Felts




Model # 8556 *29 Model #8550 "Midget" Engine Cylinder Honers & Re*
 Part # 908556
Drive Shank




Model # 39541 *27 Model #3950 Small Engine Cylinder Honers & Relat*
 Part # 9039541
Stone Set - 220 Grit - Range: 2 3/4" To 3 5/8" (69.8 To 92mm) 4 Stones




Model # 8560 *29 Model #8550 "Midget" Engine Cylinder Honers & Re*
 Part # 908560
Stone Set - Finishing - 220 Grit - Range: 1 3/8" To 2" (35 To 50.8mm) 2 Stones, 2 Felts




Model # 3955 *27 Model #3950 Small Engine Cylinder Honers & Relat*
 Part # 903955
Stone Set - 320 Grit For Aluminum, Range: 1 7/8" To 2 3/4" (47.6 To 69.8mm) 2 Stones, 2 Felts




Model # 85601 *29 Model #8550 "Midget" Engine Cylinder Honers & Re*
 Part # 9085601
Stone Set - Finishing - 220 Grit - Range: 1 3/8" To 2" (35 To 50.8mm) 4 Stones




Model # 39551 *27 Model #3950 Small Engine Cylinder Honers & Relat*
 Part # 9039551
Stone Set - 320 Grit For Aluminum, Range: 1 7/8" To 2 3/4" (47.6 To 69.8mm) 4 Stones




Model # 8588 *29 Model #8550 "Midget" Engine Cylinder Honers & Re*
 Part # 908588
Stone Set - Roughing - 60 Grit - Range: 1 3/8" To 2" (35 To 50.8mm) 2 Stones, 2 Felts




Model # 3956 *27 Model #3950 Small Engine Cylinder Honers & Relat*
 Part # 903956
Stone Set - 320 Grit For Aluminum, Range: 2 3/4" To 3 5/8" (69.8 To 92mm) 2 Stones, 2 Felts




Model # 85881 *29 Model #8550 "Midget" Engine Cylinder Honers & Re*
 Part # 9085881
Stone Set - Roughing - 60 Grit - Range: 1 3/8" To 2" (35 To 50.8mm) 4 Stones




Model # 3957 *27 Model #3950 Small Engine Cylinder Honers & Relat*
 Part # 903957
Springs - Stone Retainer - Package of 12



Model # 8589 *29 Model #8550 "Midget" Engine Cylinder Honers & Re*
 Part # 908589
Stone Set - Roughing - 60 Grit - Range: 2" To 2 5/8" (50.8 To 66.7mm) 2 Stones, 2 Felts



Model # 8275 *28 Model #8275 Small Engine Cylinder Honers & Relat*
 Part # 908275
Hone - Surfacing, Small Engine, Range: 1 1/2" To 3 1/2" (38.1 To 88.9mm)



Model # 85891 *29 Model #8550 "Midget" Engine Cylinder Honers & Re*
 Part # 9085891
Stone Set - Roughing - 60 Grit - Range: 2" To 2 5/8" (50.8 To 66.7mm) 4 Stones



AMMCO


EQUIP., OPT., ACC., TOOLS



Model # **8590** *29 Model #8550 "Midget"
Engine Cylinder Hones
& Re*
Part # **908590**
**Stone Set - Finishing - 220 Grit - Range:
2" To 2 5/8" (50.8 To 66.7mm) 2 Stones, 2
Felts**



Model # **85901** *29 Model #8550 "Midget"
Engine Cylinder Hones
& Re*
Part # **9085901**
**Stone Set - Finishing - 220 Grit - Range:
2" To 2 5/8" (50.8 To 66.7mm) 4 Stones**



Model # **8328** *31 Compressors &
Expanders*
Part # **908328**
Compressor - Small Engine Valve Spring



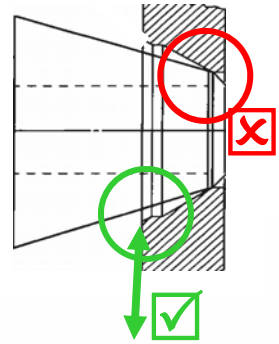
Model # **8330** *31 Compressors &
Expanders*
Part # **908330**
**Expander - Piston Ring, 3" - 4 1/4" (76.2
To 114.3mm)**



Model # **8344** *31 Compressors &
Expanders*
Part # **908344**
**Compressor - Piston Ring, Four Band - 3
1/2" - 7" (89 To 178mm), 6 1/2" (165mm)
Depth**

The Center Isn't What it Used to Be

- Many alloy wheels do not have a simple tapered center any more.
- There are a number of different taper angles being used.
- Plus, after the structural part of the center, the wheel may have a narrow cosmetic front.
- **It is critical for accurate balancing that the cone supports the wheel on the structural taper.**
- Incorrect contact can allow the wheel to move while on the balancer, giving false readings or chasing weights.




Back Cone Spacer

Allows for the standard "D" cone to be used as a back one on an 850 through XR Series Balancers. Often needed for applications using the #4 pin plate. 2 versions, 1 for most Coats Models, 1 for new 775 / 875 / 1175 / 6275



Short Cone

Required to prevent contact with the cosmetic face found on Cadillac Seville, Olds Silhouette, Pontiac Grand Prix & Trans Sport and Chrysler LH Chassis models.



Ford ULA Cone

The Ultra Low Angle Cone is specified by Ford to be used on 2003 and newer F150, Expedition & Navigator wheels in conjunction with a pin plate or finger plate.



8111539

Tacoma

Light Truck Back & Tacoma Cones

These cones are designed to allow for back coning of some light truck wheels. Can be used on any balancer but are required for light truck back coning on 775/875/1175.

Specialty Cones & Spacer

	28mm	40mm	Range
Ultra Low Angle Cone, Ford	81144441	81141821	TBA
Short Cone	8112420	8112421	2.65" - 3.025"
Light Truck Back Cone	8111539		3.281" - 4.05"
Tacoma Cone	8500035201	81136871	3.281" - 4.44"
Light Truck Back Cone Spacer, Standard*	8111935	8111935	Straight 5.25"
*Spacer for 775/875/1175 balancers		8560639401	Straight 5.25"

In Between Cones (Tweener)

Supplemental set for wheels with shallow wheel centers. Shallow cone angles provide more accurate mounting. Example vehicles requiring these cones include Ford Edge and Chevy Malibu.

Tweener Cones

	28mm	40mm	Range
Cone Set (4)	85000340	8113795	1.62" - 3.45"
Miniature	8500033601	8113796	1.62" - 2.33"
Small	8500033701	8113797	2.05" - 2.76"
Medium	8500033801	8113798	2.44" - 3.15"
Large	8500033901	8113799	2.8" - 3.45"

Conventional Light Truck Cone Kit, For use with model 700 balancers

	28mm	Range
Light Truck Cone Kit	8309067	3.375" - 5.88"
Light Truck Cone Kit	8309069	3.375" - 5.88"
Cone Only	8309069	3.375" - 5.88"
Backing Plate	8309068	Tapered



Light Truck Cone Kit

Used for front coning light truck wheels. Cone mounting is quick and easy. The steel backing plate spaces out medium offsets and ensures wheels are held solidly. Good for most light truck wheels including some duallies.



Improved Light Truck Cone Kit

	28mm	40mm	Range
Cone Kit	8113276C	8113277C	4.8" - 6.8"
Cone only	8113279	8113280	4.8" - 6.8"
Backing Plate only	8113060C	8113061C	8"

Balancer Chucks

- Balancing some light truck wheels on a cone can be challenging. The greater the offset, the greater the challenge. If the wheel is not sitting straight on the cone, balancers will give false readings.
- The 3 jaw chuck eliminates issues with cone seating providing the **MOST ACCURATE** balancing.



Balancer Chucks	28mm	40mm	2"	Range
Standard Balancer Chuck w/Plate	8113326C	8113330C		3.13" - 7.13"
Extension jaws for Std. Chuck	85000856	85000856		extend to 9.125"
Front Plate, Optional for Ext. Jaws	8111828	8111850		10"
Heavy Duty Balancer Chuck w/Plate		85009088	85009086	8" - 12"
Front Plate		85009089	85009087	12"

Deep Offset Adapters

- For fleet operators needing the accuracy of a chuck and the speed of a cone.
- For specific center sizes found on some Ford 19.5" & 16" or GM & Chrysler 16" wheels.
- Customers must check wheel center sizes closely.

Off Set Plates	28mm	40mm	2"	Range
Fed-Ex Plate with Backing	8112982	8112984	8112986	
Fed-Ex Plate	8112952	8112985	8112987	8.627" - 8.7"
Backing Plate	8112828	8111850	8109832	10"
Deep Offset Plate Set (3)	8113041C	8113042	8113043	
Ford Double Sided Plate	8113032	8113033	8113034	4.922" & 6.693"
GM/Chrysler Double Sided Plate	8113057	8113058	8113059	4.561" & 4.766"
Backing Plate	8113060C	8113061	8113062	8"
Toyota Kit with Pin Plate		85009945		
Toyota Plate, 5 bolt x 150mm		8500068801		
Toyota Plate, 6 bolt x 5.50"		8500068301		



Baby Budd Cone

	28mm	40mm	2"	Range
Cone and Backing Plate Kit	8111829C	8111853C	8109877	8.52" - 8.89"
Cone only	8111827	8111851	8109844	8.52" - 8.89"
Backing Plate	8111828	8111850	8109832	10"

(For Hub Piloted Budd Style Wheels including 19.5")




Budd Adapter for Heavy Duty Balancers: Standard Center Adapter Stud Piloted Wheel Patterns 8x275mm, 10x11.25", 10x335mm





8143935 for 22.5" & 24.5"

Dayton Adapters for Heavy Duty Balancers















Standard Center Adapter	8110785	20" - 22.5"
Extension Kit for Standard Adapter	8110786	24.5" - 26"



EQUIP., OPT., ACC., TOOLS

	<p>Model # 114335 Part # 8114335</p> <p>1250 Balancer Basic Passenger Car Coverage Kit, 28mm</p>		<p>Model # 110412 Part # 8110412</p> <p>Cone, Large, Std. C, 1.125" (28mm) I.D., Range: 3.00"-3.60" (76.20-91.44mm), (3 Cone System - From March 1992)</p>
	<p>Model # 114337 Part # 8114337</p> <p>1250 Balancer Extended Passenger Car Coverage Kit, 28mm</p>		<p>Model # 111539 Part # 8111539</p> <p>Lt. Truck back cone, 1.125" (28mm) I.D., Range: 3.25-4.05" (82.55-102.87)</p>
	<p>Model # 114338 Part # 8114338</p> <p>1250 Balancer Premium Passenger & Light Truck Coverage Kit, 28mm</p>		<p>Model # 111827 Part # 8111827</p> <p>Cone, 1.125" (28mm) I.D., for 19.5" hub centered wheels with centerhole from 8.52" to 8.89" (216.41-225.81mm)</p>
	<p>Model # 5009974 Part # 8500997401</p> <p>1250 Balancer Basic Passenger Car Coverage Kit, 40mm</p>		<p>Model # 111828 Part # 8111828</p> <p>Backing Plate, 1.125" (28mm) I.D., for 19.5" hub centered wheels with centerhole from 8.52" to 8.89" (216.41-225.81mm)</p>
	<p>Model # 5009976 Part # 85009976</p> <p>1250 Balancer Extended Passenger Car Coverage Kit, 40mm</p>		<p>Model # 111829C Part # 8111829C</p> <p>Kit, Truck, 1.125" (28mm) I.D., Spacer & Cone for 19.5" hub centered wheels with centerhole from 8.52" to 8.89" (216.41-225.81mm) (same as 109877 for</p>
	<p>Model # 5009977 Part # 85009977</p> <p>1250 Balancer Premium Passenger Car & Light Coverage Kit, 40mm</p>		<p>Model # 111935 Part # 8111935</p> <p>Spacer, light truck back cone, For Coats Balancers (NOT for use on 775/875/1175), Allows back coning of wheels with up to 5.20" (132.08mm) center-holes</p>
	<p>Model # 113592 Part # 8113592</p> <p>Link for Model 520 Wheel Lift, Connects Lift to Coats Model 950, 1050, 1250, & XR Series Balancers & Eliminates Bolting Lift into Floor</p>		<p>Model # 112420 Part # 8112420</p> <p>Short Cone, Balancer, 1.125" (28mm) i.d., Range 2.650" - 3.025" (67.31-76.84mm)</p>
	<p>Model # 520 Part # 8111934</p> <p>Wheel Lift for Coats Balancers, pneumatic, self-centering, supports up to 175lbs, tire diameters up to 33"</p>		<p>Model # 112982 Part # 8112982</p> <p>Offset Wheel Adapter Kit, 1.125" (28mm) I.D., Adapter & Backing Plate for 19.5" FedEx Wheel, 8.67"</p>
	<p>Model # 110410 Part # 8110410</p> <p>Cone, Small, Std. A - 1.125" (28mm) I.D., Range: 1.75"-2.25" (44.45-57.15mm), (3 Cone System - From March 1992)</p>		<p>Model # 113032 Part # 8113032</p> <p>Offset Truck Wheel Adapter, Ford Double Sided Adapter, 1.125" (28mm) I.D.</p>
	<p>Model # 110411 Part # 8110411</p> <p>Cone, Medium, Std. B, - 1.125" (28mm) I.D., Range: 2.25"-3.00" (57.15-76.20mm), (3 Cone System - From March 1992)</p>		<p>Model # 113041C Part # 8113041C</p> <p>Offset Truck Wheel Adapter Set, 1.125" (28mm) I.D., Ford Double Sided Adapter, GM/Chrysler 16" Double Sided Adapter, & Backing Plate</p>

EQUIP., OPT., ACC., TOOLS

 <p>Model # 113057 Part # 8113057</p> <p>03 1.125"/28MM I.D. - Adap., Cones & Face Plates</p> <p>Offset Truck Wheel Adapter, GM/Chrysler Double Sided Adapter, 1.125" (28mm) I.D.</p>	 <p>Model # 308096 Part # 8308096</p> <p>03 1.125"/28MM I.D. - Adap., Cones & Face Plates</p> <p>Cone, Small - 2.25"-2.62" Ctr Holes - For 600, 650, 850, 1001, 1004 (4 Cone System - Prior to March 1992)</p>
 <p>Model # 113060C Part # 8113060C</p> <p>03 1.125"/28MM I.D. - Adap., Cones & Face Plates</p> <p>Metal Backing Plate, 1.125" (28mm) I.D., 7.91" O.D., used with Offset Truck Wheel Adapters & Improved Light Truck Front Cone Kit</p>	 <p>Model # 308097 Part # 8308097</p> <p>03 1.125"/28MM I.D. - Adap., Cones & Face Plates</p> <p>Cone, Medium - 2.62"-3.00" Ctr Holes - For 600, 650, 850, 1001, 1004 (4 Cone System - Prior to March 1992)</p>
 <p>Model # 113223 Part # 8113223</p> <p>03 1.125"/28MM I.D. - Adap., Cones & Face Plates</p> <p>VW / Porsche Adapter, 28mm I.D., Bolt Circle Plate with Threaded Holes, 5x205mm, 5x130mm, Use vehicle lug bolts to attach wheel</p>	 <p>Model # 308098 Part # 8308098</p> <p>03 1.125"/28MM I.D. - Adap., Cones & Face Plates</p> <p>Cone, Large - 3.00"-3.25" Center Holes - For 600, 650, 850, 1001, 1004 (4 Cone System - Prior to March 1992)</p>
 <p>Model # 113276C Part # 8113276C</p> <p>03 1.125"/28MM I.D. - Adap., Cones & Face Plates</p> <p>Improved Light Truck Front Cone Kit, 28mm I.D., Double Sided Cone & Metal Backing Plate, Range: 4.80"-6.80"</p>	 <p>Model # 308101 Part # 8308101</p> <p>03 1.125"/28MM I.D. - Adap., Cones & Face Plates</p> <p>Spring - For Models 600, 650, 700, 850, 1001, 1004 (4 Cone system - Prior to March 1992)</p>
 <p>Model # 113279 Part # 8113279</p> <p>03 1.125"/28MM I.D. - Adap., Cones & Face Plates</p> <p>Light Truck Front Cone, 28mm I.D., Double Sided, Range: 4.80"-6.80"</p>	 <p>Model # 308131 Part # 8308131</p> <p>03 1.125"/28MM I.D. - Adap., Cones & Face Plates</p> <p>Lug Wrench - Combi Adapter - Star Wrench Assembly</p>
 <p>Model # 113326C Part # 8113326C</p> <p>03 1.125"/28MM I.D. - Adap., Cones & Face Plates</p> <p>Balancer Chuck Kit 28mm I.D., Range: 3.13" to 7.13", 3 Jaw Chuck, XL Pressure Drum, Chuck Key</p>	 <p>Model # 308820 Part # 8308820</p> <p>03 1.125"/28MM I.D. - Adap., Cones & Face Plates</p> <p>Spring - For Models 600, 650, 700, 850, 950, 1001, 1004, 1050, 1055 (3 Cone System - From March 1992)</p>
 <p>Model # 113456 Part # 8113456</p> <p>03 1.125"/28MM I.D. - Adap., Cones & Face Plates</p> <p>Replacement Cone & Spring Set, 28mm I.D., 4 cones & spring</p>	 <p>Model # 309060 Part # 8309060</p> <p>03 1.125"/28MM I.D. - Adap., Cones & Face Plates</p> <p>Combi Adapter Kit (3, 4, 5, 6, 8, 10 Lug), 1.125" (28mm) I.D., Range: 3" - 8" (75mm - 208mm)</p>
 <p>Model # 1144441 Part # 81144441</p> <p>03 1.125"/28MM I.D. - Adap., Cones & Face Plates</p> <p>Ultra Low Angle 3° Cone - Ford F150, 28mm; best used with Fixed Finger Plate, ffp12a</p>	 <p>Model # 309067 Part # 8309067</p> <p>03 1.125"/28MM I.D. - Adap., Cones & Face Plates</p> <p>Cone Kit, Light Trucks Up To One Ton, 1.125" (28mm) I.D., Range: 3.375" To 5.88" (85.73-149.35mm), For models 600, 650, 700</p>
 <p>Model # 308069 Part # 8308069</p> <p>03 1.125"/28MM I.D. - Adap., Cones & Face Plates</p> <p>Cone, Miniature-1.70-2.25" Ctr Holes - For 600, 650, 700, 850, 1001, 1004 (4 Cone System - Prior to March 1992)</p>	 <p>Model # 309068 Part # 8309068</p> <p>03 1.125"/28MM I.D. - Adap., Cones & Face Plates</p> <p>Spacer - Light Trucks - 600, 650, 700, Used with 309069 cone.</p>
 <p>Model # 308095 Part # 8308095</p> <p>03 1.125"/28MM I.D. - Adap., Cones & Face Plates</p> <p>Cone, Light Truck, Std. D- 1.125" (28mm) I.D., Range: 3.375"-5.00" (85.73-132.08mm)</p>	 <p>Model # 309069 Part # 8309069</p> <p>03 1.125"/28MM I.D. - Adap., Cones & Face Plates</p> <p>Cone, Lt. Truck-3.375"-5.88" Ctr.Holes-For 600,650,700, used with 8309068 spacer.</p>

EQUIP., OPT., ACC., TOOLS

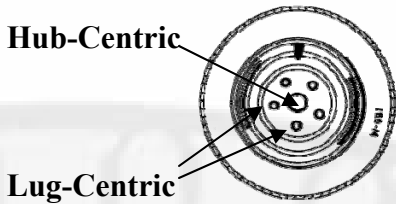
 <p>Model # 5000340 03 1.125"/28MM I.D. - Adap., Cones & Face Plates Part # 85000340 In-Between Cone Set, 28MM</p>	 <p>Model # 112107 04 40mm I.D. - Adapters, Cones & Face Plates Part # 8112107 Spring, Back Cone, 40mm</p>
 <p>Model # 5000352 03 1.125"/28MM I.D. - Adap., Cones & Face Plates Part # 8500035201 Special Applications Light Truck Cone-28mm, Range 3.28" - 4.44"</p>	 <p>Model # 112421 04 40mm I.D. - Adapters, Cones & Face Plates Part # 8112421 Short Cone, Balancer, 40mm i.d., Range 2.650" - 3.025" (67.31-76.84mm)</p>
 <p>Model # 109832 04 40mm I.D. - Adapters, Cones & Face Plates Part # 8109832 PLATE-BACKING, 40mm id, 10"od, for use with 8109844 Truck Cone.</p>	 <p>Model # 112784 04 40mm I.D. - Adapters, Cones & Face Plates Part # 8112784 Combi Adapter Kit (3, 4, 5, 6, 8, 10 Lug), 40mm I.D., Range: 3" - 8" (75mm - 208mm)</p>
 <p>Model # 109844 04 40mm I.D. - Adapters, Cones & Face Plates Part # 8109844 CONE,HUB CENTERED WHEEL, Truck, 40mm I.D., for 19.5" hub centered wheels with centerhole from 8.52" to 8.89" (216.41-225.81mm), used with 8109832</p>	 <p>Model # 112984 04 40mm I.D. - Adapters, Cones & Face Plates Part # 8112984 Offset Wheel Adapter Kit, 40mm I.D., Adapter & Backing Plate for 19.5" FedEx Wheel, 8.67"</p>
 <p>Model # 111853C 04 40mm I.D. - Adapters, Cones & Face Plates Part # 8111853C Kit, Truck, 40mm I.D., Spacer & Cone for 19.5" hub centered wheels with centerhole from 8.52" to 8.89" (216.41-225.81mm) (same as 109877 for</p>	 <p>Model # 112985 04 40mm I.D. - Adapters, Cones & Face Plates Part # 8112985 ADAPTER- Deep Offset Plate Only, Fed-Ex 19.5" rims, 8.67" centre, 40mm</p>
 <p>Model # 111935 04 40mm I.D. - Adapters, Cones & Face Plates Part # 8111935 Spacer, light truck back cone, For Coats Balancers (NOT for use on 775/875/1175), Allows back coning of wheels with up to 5.20" (132.08mm) center-holes</p>	 <p>Model # 113033 04 40mm I.D. - Adapters, Cones & Face Plates Part # 8113033 Offset Truck Wheel Adapter, Ford Double Sided Adapter, 40mm I.D.</p>
 <p>Model # 112098 04 40mm I.D. - Adapters, Cones & Face Plates Part # 8112098 Cone, Small, Std. A, 40mm I.D., Range: 1.75-2.25" (44.45-57.15mm)</p>	 <p>Model # 113042C 04 40mm I.D. - Adapters, Cones & Face Plates Part # 8113042C Offset Truck Wheel Adapter Set, 40mm I.D., Ford Double Sided Adapter, GM/Chrysler Double Sided Adapter, & Backing Plate</p>
 <p>Model # 112099 04 40mm I.D. - Adapters, Cones & Face Plates Part # 8112099 Cone, Med. Std. B, 40mm I.D., Range: 2.25-3.00" (57.15-76.20mm)</p>	 <p>Model # 113058 04 40mm I.D. - Adapters, Cones & Face Plates Part # 8113058 Offset Truck Wheel Adapter, GM/Chrysler Double Sided Adapter, 40mm I.D.</p>
 <p>Model # 112100 04 40mm I.D. - Adapters, Cones & Face Plates Part # 8112100 Cone, Large, Std. C, 40mm I.D., Range: 3.00-3.60" (76.20-91.44mm)</p>	 <p>Model # 113061C 04 40mm I.D. - Adapters, Cones & Face Plates Part # 8113061C Metal Backing Plate, 40mm I.D., 7.91" O.D., used with Offset Truck Wheel Adapters & Improved Light Truck Front Cone Kit</p>
 <p>Model # 112101 04 40mm I.D. - Adapters, Cones & Face Plates Part # 8112101 Cone, Light Truck, Std. D, 40mm I.D., Range:3.375-5.00", (85.73-132.08mm)</p>	 <p>Model # 113228 04 40mm I.D. - Adapters, Cones & Face Plates Part # 8113228 VW / Porsche Adapter, 40mm I.D., Bolt Circle Plate with Threaded Holes, 5x205mm, 5x130mm, Use vehicle lug bolts to attach wheel</p>

EQUIP., OPT., ACC., TOOLS

 <p>Model # 113277C <i>04 40mm I.D. - Adapters, Cones & Face Plates</i> Part # 8113277C Improved Light Truck Front Cone Kit, 40mm I.D., Double Sided Cone & Metal Backing Plate, Range: 4.80"-6.80"</p>	 <p>Model # 5009089 <i>04 40mm I.D. - Adapters, Cones & Face Plates</i> Part # 85009089 Metal Plate- 40mm I.D., Heavy Duty Balancer Chuck</p>
 <p>Model # 113280 <i>04 40mm I.D. - Adapters, Cones & Face Plates</i> Part # 8113280 Light Truck Front Cone, 40mm I.D., Double Sided, Range: 4.80"-6.80"</p>	 <p>Model # 5009945 <i>04 40mm I.D. - Adapters, Cones & Face Plates</i> Part # 85009945 Toyota Truck Kit with Fixed Finger Plate and 2 Direct Fit Offset Plates</p>
 <p>Model # 113330C <i>04 40mm I.D. - Adapters, Cones & Face Plates</i> Part # 8113330C Balancer Chuck Kit 40mm I.D., Range: 3.13" to 7.13", 3 Jaw Chuck, XL Pressure Drum, Chuck Key</p>	 <p>Model # 5009968 <i>04 40mm I.D. - Adapters, Cones & Face Plates</i> Part # 85009968 PLATE-Fixed Finger, Toyota, 6 x 5.5" & 5 x 150mm, 40mm, PKG</p>
 <p>Model # 1136871 <i>04 40mm I.D. - Adapters, Cones & Face Plates</i> Part # 81136871 Special Applications Light Truck Cone-40mm, Range 3.28"-4.44"</p>	 <p>Model # 5606394 <i>04 40mm I.D. - Adapters, Cones & Face Plates</i> Part # 8560639401 Spacer, light truck back cone, For Coats 775/875/1175 Balancers, Allows back coning of wheels with up to 5.20" (132.08mm) center-holes</p>
 <p>Model # 113795 <i>04 40mm I.D. - Adapters, Cones & Face Plates</i> Part # 8113795 In-Between Cone Set, 40MM</p>	 <p>Model # 113113 <i>05 1.125"/28MM I.D. Pin, Fix. Fing., & Stud Plates</i> Part # 8113113 Hole Gauge for Pin-Plates</p>
 <p>Model # 1141821 <i>04 40mm I.D. - Adapters, Cones & Face Plates</i> Part # 81141821 ULA 3° Cone - Ford F150, 40mm; best used with Fixed Finger Plate, ffp12b</p>	 <p>Model # 113120 <i>05 1.125"/28MM I.D. Pin, Fix. Fing., & Stud Plates</i> Part # 8113120 8 Pack of Pins, 24x80mm, Bullet Nose</p>
 <p>Model # 5000683 <i>04 40mm I.D. - Adapters, Cones & Face Plates</i> Part # 8500068301 Toyota Offset Adapter (6x5.50), 40mm I.D, included in kit 85009945.</p>	 <p>Model # 113122 <i>05 1.125"/28MM I.D. Pin, Fix. Fing., & Stud Plates</i> Part # 8113122 5 Pack of Pins, 22x60mm, Funnel Nose - Short</p>
 <p>Model # 5000688 <i>04 40mm I.D. - Adapters, Cones & Face Plates</i> Part # 8500068801 Toyota Offset Adapter (5x150)- 40mm I.D, included in 85009945</p>	 <p>Model # 113206C <i>05 1.125"/28MM I.D. Pin, Fix. Fing., & Stud Plates</i> Part # 8113206C Fixed Finger Plate, ffp1a, 4x100mm & 4x108mm, 4 Tapered Fingers, 1.125" (28mm) I.D.</p>
 <p>Model # 5000856 <i>04 40mm I.D. - Adapters, Cones & Face Plates</i> Part # 85000856 Balancer Chuck Extended Truck Jaws-9.125"</p>	 <p>Model # 113207C <i>05 1.125"/28MM I.D. Pin, Fix. Fing., & Stud Plates</i> Part # 8113207C Fixed Finger Plate, ffp2a, 4x114.3mm & 4x108mm, 4 Tapered Fingers, 1.125" (28mm) I.D.</p>
 <p>Model # 5009088 <i>04 40mm I.D. - Adapters, Cones & Face Plates</i> Part # 85009088 Heavy Duty Balancer Chuck-40mm I.D., Range 8" - 12"</p>	 <p>Model # 113208C <i>05 1.125"/28MM I.D. Pin, Fix. Fing., & Stud Plates</i> Part # 8113208C Fixed Finger Plate, ffp3a, 5x100mm & 5x108mm, 5 Tapered Fingers, 1.125" (28mm) I.D.</p>

Sometimes The Hole Isn't The Center

- Aftermarket and a few OE wheels are designed so one model can fit many brands of vehicle. To do this, they enlarge the middle hole and center off the bolts.
- These wheels are called lug-centric or bolt centric.
- **It is critical for accurate balancing that the wheel centers on the balancer the way it centers on the car.**



FIXED FINGER PLATES

- Each plate is set to one size and locked.
- Offers fast set up on the balancer.
- Ideal for very high volume shops with a full set or get just a few plates for fleet applications.



PIN PLATES

- The most popular option.
- Four plates cover more than 95% of vehicles on the road.
- Faster set up than stud plates or combi adapters.
- Fewer plates than fixed finger plates to provide maximum coverage.
- Changeable pins allow for upgrading when new wheel styles come out.



STUD PLATES

- Each plate is set to one size and locked.
- Plates are bolted to the wheel and the assembly is mounted on the balancer.
- Used when maximum accuracy is needed.



COMBI ADAPTER

- A wide range of sizes in one unit.
- Can be time consuming to set up.
- Used in very low volume specialty applications or wheels without center holes.

8309060 28mm
8112784 40mm



WALL STORAGE

- Gets adapters up off the floor
- Easy to see and select



BALANCER MATE

- Mobile Storage
- Position where you need it when you need it.

28mm (a)	40mm (b)	Fixed Finger Plates (FFP)	
8113206C	8113213C	ffp1, 4x100mm & 4x108mm,	PS1
8113207C	8113214C	ffp2, 4x114.3mm & 4x108mm,	PS1
8113208C	8113215C	ffp3, 5x100mm & 5x108mm,	PS1
8113209C	8113216C	ffp4, 5x114.3mm & 5x108mm,	PS1
8113210C	8113217C	ffp5, 5x115mm & 5x120.65mm,	PS1
8113211C	8113218C	ffp6, 5x112mm & 5x130mm,	PS2
8113212C	8113219C	ffp7, 5x120mm & 5x127mm,	PS1
8113689C	8113692C	ffp8, 6x4.5" & 6x5.5",	PS1
8113695C	8113699C	ffp9, 5x5.5" & 5x6.5",	PS1
8113714C	8113717C	ffp10, 5x135mm & 5x4.25",	PS1
8113702C	8113705C	ffp11, 8x6.5" & 6x127mm,	PS1
8113708C	8113711C	ffp12, 8x170mm & 6x135mm,	PS1
8113720C	8113723C	ffp13, 5x150mm & 5x110mm,	PS1
8114384C	8114385C	ffp14, 6x115mm,	PS1
85607465	85607456	ffp15, 8x180mm & 8x200mm,	PS1

Fixed Finger Plates, Kits & Systems

Essential Balancing Solutions Package: 8K1FFP28 8K1FFP40 Plates 1-7, Short Cone, Gage & Balancer Mate (Passenger Car Coverage)			
Preferred Balancing Solutions Package: 8K2FFP28 8K2FFP40 Kit 1 plus Bal. Chuck & Light Truck Cone kit (Car, Light Truck, & SUV Coverage)			
Premium Balancing Solutions Package: 8K3FFP28 8K3FFP40 Kit 1 plus Deep Offsets, Light Truck Cone Kit, Stud Plates 1-5 & 2 Bal. Mates (Car, Light & Medium Truck, & SUV Coverage)			
8KFFP285	8KFFP405	Fixed Finger Plates 1-5	
8KFFP287	8KFFP407	Fixed Finger Plates 1-7	

Fixed Finger Plates, Extra Pins

8114386	8114386	FFP Pin, PS 4 - Tapered-Short, 22x76mm, Package of 8	
8114388	8114388	FFP Pin, PS 3 - Tapered-Long, 22x100mm, Package of 8	
8113791	8113791	FFP Pin, PS 2 - Bullet, Package of 8, 20x100mm	
8113792	8113792	FFP Pin, PS 1 - Tapered, Package of 8, 19x100mm	

28mm	40mm	Stud Plates	
8113375	8113374	6x5.5" Stud-Plate	
8113376	8113381	8x6.5" Stud Plate	
8113377	8113380	5 x5.5" Stud Plate	
8113378	8113379	5x135mm Stud Plate	
8113382	8113383	8x170mm, Stud Plate	
85000434	85000435	5 x 150MM Stud Plate	
8113223	8113228	VW Porsche Adapter, 5x205 & 5x130 (use the lug bolts from the	

28mm	40mm	Pin Plates (PP)	
8113831	8113837	Pin-Plate #1 4x100mm/4x108mm/4x110mm/4x4.50"/5x5.50"/5x6.50"/5x150mm, 5 Pins 22x60mm Funnel Nose	
8113832	8113838	Pin-Plate #2 5x110mm/5x112mm/5x115mm/5x120mm/5x130mm, 5 Pins 22x60mm Funnel Nose	
8113833	8113839	Pin-Plate #3 5x100mm/5x108mm/5x4.25"/5x4.50"/5x4.75"/5x5.00"/5x135mm, 5 Pins 22x60mm Funnel Nose	
8113834	8113840	Pin-Plate #4 6x4.50"/6x5.50"/6x127mm/6x135mm/8x170mm/8x6.50"/6x115mm, 8 Pins, Tuner Style, 19x96mm	

Pin Plate, Kits & Systems

8113835	8113841	Pin Plate System, Plates 1-4, three pin styles, training video, application measuring tool (pin styles; bullet nose, short funnel nose & tuner)	
8113836	8113842	Pin-Plate System with Wall Board Storage	
8KPPBM28	8KPPBM40	Pin Plate System with Balancer Mate	
8K1PP28	8K1PP40	Essential Balancing Solutions Package with Pin Plates, (Passenger Car Coverage), 8KPPBM** plus short cone	
8K2PP28	8K2PP40	Preferred Balancing Solutions Package with Pin Plates, (Passenger Car, Light Truck, & SUV Coverage), Kit 1 plus a Balancer Chuck & Light Truck Cone Kit	
8K3PP28	8K3PP40	Premium Balancing Solutions Package with Pin Plates, (Passenger Car, Light & Medium Truck, & SUV Coverage), Kit 1 plus Deep Offsets, Light Truck Cone Kit, Stud Plates 1-5 plus an extra Balancer Mate	

Pin Plate, Extra Pins

8113120	8113120	8 Pack of Pins, 24x80mm, Bullet Nose	
8113122	8113122	5 Pack of Pins, 22x60mm, Funnel Nose -	
8113807	8113807	8 Pack of Pins, Tuner Style, 19x96mm	
85000087	85000087	5 Pack of Pins- 38x66.5mm, Large End Funnel Nose	




Tools & Storage

8113113	Hole Gauge for Pin-Plates		
8113224C	Storage Panel, 13 hook, for COATS Wheel Balancing Solutions		
8114051	Coats Balancer Mate		

EQUIP., OPT., ACC., TOOLS

	<p>Model # 113209C 05 1.125"/28MM I.D. Pin, Fix. Fing., & Stud Plates Part # 8113209C</p> <p>Fixed Finger Plate, ffp4a, 5x114.3mm & 5x108mm, 5 Tapered Fingers, 1.125" (28mm) I.D.</p>		<p>Model # 113689C 05 1.125"/28MM I.D. Pin, Fix. Fing., & Stud Plates Part # 8113689C</p> <p>Fixed Finger Plate, ffp8a, 6x4.5" & 6x5.5", 6 Tapered Fingers, 28mm I.D.</p>
	<p>Model # 113210C 05 1.125"/28MM I.D. Pin, Fix. Fing., & Stud Plates Part # 8113210C</p> <p>Fixed Finger Plate, ffp5a, 5x115mm & 5x120.65mm, 5 Tapered Fingers, 1.125" (28mm) I.D.</p>		<p>Model # 113695C 05 1.125"/28MM I.D. Pin, Fix. Fing., & Stud Plates Part # 8113695C</p> <p>Fixed Finger Plate, ffp9a, 5x5.5" & 5x6.5", 5 Tapered Fingers, 28mm I.D.</p>
	<p>Model # 113211C 05 1.125"/28MM I.D. Pin, Fix. Fing., & Stud Plates Part # 8113211C</p> <p>Fixed Finger Plate, ffp6a, 5x112mm & 5x130mm, 5 Ball Seat Fingers, 1.125" (28mm) I.D.</p>		<p>Model # 113702C 05 1.125"/28MM I.D. Pin, Fix. Fing., & Stud Plates Part # 8113702C</p> <p>Fixed Finger Plate, ffp11a, 8x6.5" & 6x127mm, 8 Tapered Fingers, 28mm I.D.</p>
	<p>Model # 113212C 05 1.125"/28MM I.D. Pin, Fix. Fing., & Stud Plates Part # 8113212C</p> <p>Fixed Finger Plate, ffp7a, 5x120mm & 5x127mm, 5 Tapered Fingers, 1.125" (28mm) I.D.</p>		<p>Model # 113708C 05 1.125"/28MM I.D. Pin, Fix. Fing., & Stud Plates Part # 8113708C</p> <p>Fixed Finger Plate, ffp12a, 8x170mm & 6x135mm, 8 Tapered Fingers, 28mm I.D.</p>
	<p>Model # 113224C 05 1.125"/28MM I.D. Pin, Fix. Fing., & Stud Plates Part # 8113224C</p> <p>Storage Panel, 13 hook, for COATS Wheel Balancing Solutions</p>		<p>Model # 113714C 05 1.125"/28MM I.D. Pin, Fix. Fing., & Stud Plates Part # 8113714C</p> <p>Fixed Finger Plate, ffp10a, 5x135mm & 5x4.25", 5 Tapered Fingers, 28mm I.D.</p>
	<p>Model # 113375 05 1.125"/28MM I.D. Pin, Fix. Fing., & Stud Plates Part # 8113375</p> <p>6x5.5" Stud-Plate, 28mm</p>		<p>Model # 113720C 05 1.125"/28MM I.D. Pin, Fix. Fing., & Stud Plates Part # 8113720C</p> <p>Fixed Finger Plate, ffp13a, 5x150mm & 5x110mm, 5 Tapered Fingers, 28mm I.D.</p>
	<p>Model # 113376 05 1.125"/28MM I.D. Pin, Fix. Fing., & Stud Plates Part # 8113376</p> <p>8x6.5" Stud Plate, 28mm</p>		<p>Model # 113791 05 1.125"/28MM I.D. Pin, Fix. Fing., & Stud Plates Part # 8113791</p> <p>Pin, Fixed Finger - Bullet, 16 x 94mm, Package of 8</p>
	<p>Model # 113377 05 1.125"/28MM I.D. Pin, Fix. Fing., & Stud Plates Part # 8113377</p> <p>5 x5.5" Stud Plate, 28mm</p>		<p>Model # 113792 05 1.125"/28MM I.D. Pin, Fix. Fing., & Stud Plates Part # 8113792</p> <p>Pin, Fixed Finger - Tapered, 16 x 94mm, Package of 8</p>
	<p>Model # 113378 05 1.125"/28MM I.D. Pin, Fix. Fing., & Stud Plates Part # 8113378</p> <p>5x135mm Stud Plate, 28mm</p>		<p>Model # 113807 05 1.125"/28MM I.D. Pin, Fix. Fing., & Stud Plates Part # 8113807</p> <p>Pin Set, Pin Plate - Tuner Style, Package of 8</p>
	<p>Model # 113382 05 1.125"/28MM I.D. Pin, Fix. Fing., & Stud Plates Part # 8113382</p> <p>8x170mm, Stud Plate, 28mm</p>		<p>Model # 113831 05 1.125"/28MM I.D. Pin, Fix. Fing., & Stud Plates Part # 8113831</p> <p>Pin-Plate #1, 1.125" I.D., 4x100mm/4x108mm/4x110mm/4x.50"/5x5 5 Pins 22x60mm Funnel Nose, Instruction Sheet, Application Chart</p>

EQUIP., OPT., ACC., TOOLS

 <p>Model # 113832 05 1.125"/28MM I.D. Pin, Fix. Fing., & Stud Plates Part # 8113832 Pin-Plate #2, 1.125" I.D., 5x110mm/5x112mm/5x115mm/5x120mm/5 5 Pins 22x60mm Funnel Nose, Instruction Sheet, Application Chart</p>	 <p>Model # 5607465 05 1.125"/28MM I.D. Pin, Fix. Fing., & Stud Plates Part # 85607465 Fixed Finger Plate, ffp15a, 8x180mm & 8x200mm, 8 Tapered Fingers, 28mm I.D.</p>
 <p>Model # 113833 05 1.125"/28MM I.D. Pin, Fix. Fing., & Stud Plates Part # 8113833 Pin-Plate #3, 1.125" I.D., 5x100mm/5x108mm/5x4.25"/5x4.50"/5x4.7 5 Pins 22x60mm Funnel Nose, Instruction Sheet, Application Chart</p>	<p>Model # K1FFP28 05 1.125"/28MM I.D. Pin, Fix. Fing., & Stud Plates Part # 8K1FFP28 Essential Balancing Solutions Package with Fixed Finger Plates, 28mm (Passenger Car Coverage)</p>
 <p>Model # 113834 05 1.125"/28MM I.D. Pin, Fix. Fing., & Stud Plates Part # 8113834 Pin-Plate #4, 28mm I.D., 6x4.50"/6x5.50"/6x127mm/6x135mm/8x170 8 Pins 19x96mm Tuner, Instruction</p>	<p>Model # K1PP28 05 1.125"/28MM I.D. Pin, Fix. Fing., & Stud Plates Part # 8K1PP28 Essential Balancing Solutions Package with Pin Plates, 28mm (Passenger Car Coverage)</p>
 <p>Model # 113835 05 1.125"/28MM I.D. Pin, Fix. Fing., & Stud Plates Part # 8113835 Pin-Plate System, 28mm I.D., Plates 1 through 4, Pins, Video, Application Chart, Hole Gauge, Instructions (No Storage Panel)</p>	<p>Model # K2FFP28 05 1.125"/28MM I.D. Pin, Fix. Fing., & Stud Plates Part # 8K2FFP28 Preferred Balancing Solutions Package with Fixed Finger Plates, 28mm (Passenger Car, Light Truck, & SUV Coverage)</p>
 <p>Model # 113836 05 1.125"/28MM I.D. Pin, Fix. Fing., & Stud Plates Part # 8113836 Pin-Plate System, 28mm I.D., Plates 1 through 4, Pins, Storage Panel, Video, Application Chart, Hole Gauge, Instructions</p>	<p>Model # K2PP28 05 1.125"/28MM I.D. Pin, Fix. Fing., & Stud Plates Part # 8K2PP28 Preferred Balancing Solutions Package with Pin Plates, 28mm (Passenger Car, Light Truck, & SUV Coverage)</p>
 <p>Model # 114384C 05 1.125"/28MM I.D. Pin, Fix. Fing., & Stud Plates Part # 8114384C Fixed Finger Plate, ffp14a, 6x115mm, 6 Tapered Fingers, 28mm I.D.</p>	<p>Model # K3FFP28 05 1.125"/28MM I.D. Pin, Fix. Fing., & Stud Plates Part # 8K3FFP28 Premium Balancing Solutions Package with Fixed Finger Plates, 28mm (Passenger Car, Light & Medium Truck, & SUV Coverage)</p>
 <p>Model # 114386 05 1.125"/28MM I.D. Pin, Fix. Fing., & Stud Plates Part # 8114386 Fixed Finger Plate Pin- Tapered-Short, 22x76mm, Package of 8</p>	<p>Model # K3PP28 05 1.125"/28MM I.D. Pin, Fix. Fing., & Stud Plates Part # 8K3PP28 Premium Balancing Solutions Package with Pin Plates, 28mm (Passenger Car, Light & Medium Truck, & SUV Coverage)</p>
 <p>Model # 114388 05 1.125"/28MM I.D. Pin, Fix. Fing., & Stud Plates Part # 8114388 Fixed Finger Plate Pin- Tapered-Long, 22x100mm, Package of 8</p>	<p>Model # KFFP285 05 1.125"/28MM I.D. Pin, Fix. Fing., & Stud Plates Part # 8KFFP285 Fixed Finger Plates 1-5, 28mm</p>
 <p>Model # 5000087 05 1.125"/28MM I.D. Pin, Fix. Fing., & Stud Plates Part # 85000087 Pin Plate Pin- Large End Funnel Nose, 38x66.5mm, Package of 5</p>	<p>Model # KFFP287 05 1.125"/28MM I.D. Pin, Fix. Fing., & Stud Plates Part # 8KFFP287 Fixed Finger Plates 1-7, 28mm</p>
 <p>Model # 5000434 05 1.125"/28MM I.D. Pin, Fix. Fing., & Stud Plates Part # 85000434 5 x 150MM Stud Plate, 28MM</p>	 <p>Model # KPPBM28 05 1.125"/28MM I.D. Pin, Fix. Fing., & Stud Plates Part # 8KPPBM28 Pin Plate System (8113835) with Balancer Mate, 28mm</p>

EQUIP., OPT., ACC., TOOLS

 <p>Model # 113113 06 40mm I.D. - Pin, Fixed Finger, & Stud Plates Part # 8113113 Hole Gauge for Pin-Plates</p>	 <p>Model # 113224C 06 40mm I.D. - Pin, Fixed Finger, & Stud Plates Part # 8113224C Storage Panel, 13 hook, for COATS Wheel Balancing Solutions</p>
 <p>Model # 113120 06 40mm I.D. - Pin, Fixed Finger, & Stud Plates Part # 8113120 8 Pack of Pins, 24x80mm, Bullet Nose</p>	 <p>Model # 113374 06 40mm I.D. - Pin, Fixed Finger, & Stud Plates Part # 8113374 6x5.5 Stud-Plate Adapter, 40mm I.D., 12X1.5mm Studs (Replaces 8112766)</p>
 <p>Model # 113122 06 40mm I.D. - Pin, Fixed Finger, & Stud Plates Part # 8113122 5 Pack of Pins, 22x60mm, Funnel Nose - Short</p>	 <p>Model # 113379 06 40mm I.D. - Pin, Fixed Finger, & Stud Plates Part # 8113379 5x135mm Stud Plate, 40mm,</p>
 <p>Model # 113213C 06 40mm I.D. - Pin, Fixed Finger, & Stud Plates Part # 8113213C Fixed Finger Plate, ffp1b, 4x100mm & 4x108mm, 4 Tapered Fingers, 40mm I.D.</p>	 <p>Model # 113380 06 40mm I.D. - Pin, Fixed Finger, & Stud Plates Part # 8113380 5x5.5 Stud Plate, 40mm</p>
 <p>Model # 113214C 06 40mm I.D. - Pin, Fixed Finger, & Stud Plates Part # 8113214C Fixed Finger Plate, ffp2b, 4x114.3mm & 4x108mm, 4 Tapered Fingers, 40mm I.D.</p>	 <p>Model # 113381 06 40mm I.D. - Pin, Fixed Finger, & Stud Plates Part # 8113381 8x6.5" Stud Plate, 40mm</p>
 <p>Model # 113215C 06 40mm I.D. - Pin, Fixed Finger, & Stud Plates Part # 8113215C Fixed Finger Plate, ffp3b, 5x100mm & 5x108mm, 5 Tapered Fingers, 40mm I.D.</p>	 <p>Model # 113383 06 40mm I.D. - Pin, Fixed Finger, & Stud Plates Part # 8113383 8x170mm Stud Plate, 40mm</p>
 <p>Model # 113216C 06 40mm I.D. - Pin, Fixed Finger, & Stud Plates Part # 8113216C Fixed Finger Plate, ffp4b, 5x114.3mm & 5x108mm, 5 Tapered Fingers, 40mm I.D.</p>	 <p>Model # 113692C 06 40mm I.D. - Pin, Fixed Finger, & Stud Plates Part # 8113692C Fixed Finger Plate, ffp8b, 6x4.5" & 6x5.5", 6 Tapered Fingers, 40mm I.D.</p>
 <p>Model # 113217C 06 40mm I.D. - Pin, Fixed Finger, & Stud Plates Part # 8113217C Fixed Finger Plate, ffp5b, 5x115mm & 5x120.65mm, 5 Tapered Fingers, 40mm I.D.</p>	 <p>Model # 113699C 06 40mm I.D. - Pin, Fixed Finger, & Stud Plates Part # 8113699C Fixed Finger Plate, ffp9b, 5x5.5" & 5x6.5", 5 Tapered Fingers, 40mm I.D.</p>
 <p>Model # 113218C 06 40mm I.D. - Pin, Fixed Finger, & Stud Plates Part # 8113218C Fixed Finger Plate, ffp6b, 5x112mm & 5x130mm, 5 Ball Seat Fingers, 40mm I.D.</p>	 <p>Model # 113705C 06 40mm I.D. - Pin, Fixed Finger, & Stud Plates Part # 8113705C Fixed Finger Plate, ffp11b, 8x6.5" & 6x127mm, 8 Tapered Fingers, 40mm I.D.</p>
 <p>Model # 113219C 06 40mm I.D. - Pin, Fixed Finger, & Stud Plates Part # 8113219C Fixed Finger Plate, ffp7b, 5x120mm & 5x127mm, 5 Tapered Fingers, 40mm I.D.</p>	 <p>Model # 113711C 06 40mm I.D. - Pin, Fixed Finger, & Stud Plates Part # 8113711C Fixed Finger Plate, ffp12b, 8x170mm & 6x135mm, 8 Tapered Fingers, 40mm I.D.</p>

EQUIP., OPT., ACC., TOOLS

	<p>Model # 113717C <i>06 40mm I.D. - Pin, Fixed Finger, & Stud Plates</i> Part # 8113717C Fixed Finger Plate, ffp10b, 5x135mm & 5x4.25", 5 Tapered Fingers, 40mm I.D.</p>		<p>Model # 113842 <i>06 40mm I.D. - Pin, Fixed Finger, & Stud Plates</i> Part # 8113842 Pin-Plate System, 40mm I.D., Plates 1 through 4, Pins, Storage Panel, Video, Application Chart, Hole Gauge, Instructions</p>
	<p>Model # 113723C <i>06 40mm I.D. - Pin, Fixed Finger, & Stud Plates</i> Part # 8113723C Fixed Finger Plate, ffp13b, 5x150mm & 5x110mm, 5 Tapered Fingers, 40mm I.D.</p>		<p>Model # 114385C <i>06 40mm I.D. - Pin, Fixed Finger, & Stud Plates</i> Part # 8114385C Fixed Finger Plate, ffp14b, 6x115mm, 6 Tapered Fingers, 40mm I.D.</p>
	<p>Model # 113791 <i>06 40mm I.D. - Pin, Fixed Finger, & Stud Plates</i> Part # 8113791 Pin, Fixed Finger - Bullet, 16 x 94mm, Package of 8</p>		<p>Model # 5000435 <i>06 40mm I.D. - Pin, Fixed Finger, & Stud Plates</i> Part # 85000435 5 x 150MM Stud Plate, 40MM</p>
	<p>Model # 113792 <i>06 40mm I.D. - Pin, Fixed Finger, & Stud Plates</i> Part # 8113792 Pin, Fixed Finger - Tapered, 16 x 94mm, Package of 8</p>		<p>Model # 5009950 <i>06 40mm I.D. - Pin, Fixed Finger, & Stud Plates</i> Part # 85009950 PIN-FINGER, Set of 6, for Toyota Trucks, Pin OD 1.125", tip OD 0.5", Fits Fixed Finger Plates, PKG</p>
	<p>Model # 113807 <i>06 40mm I.D. - Pin, Fixed Finger, & Stud Plates</i> Part # 8113807 Pin Set, Pin Plate - Tuner Style, Package of 8</p>		<p>Model # 5009968 <i>06 40mm I.D. - Pin, Fixed Finger, & Stud Plates</i> Part # 85009968 PLATE-Fixed Finger, Toyota, 6 x 5.5" & 5 x 150mm, 40mm, PKG</p>
	<p>Model # 113837 <i>06 40mm I.D. - Pin, Fixed Finger, & Stud Plates</i> Part # 8113837 Pin-Plate #1, 40mm I.D., 4x100mm/4x108mm/4x110mm/4x4.50"/5x5 5 Pins 22x60mm Funnel Nose, Instruction Sheet, Application Chart</p>		<p>Model # 5607456 <i>06 40mm I.D. - Pin, Fixed Finger, & Stud Plates</i> Part # 85607456 Fixed Finger Plate, ffp15b, 8x180mm & 8x200mm, 8 Tapered Fingers, 40mm I.D.</p>
	<p>Model # 113838 <i>06 40mm I.D. - Pin, Fixed Finger, & Stud Plates</i> Part # 8113838 Pin-Plate #2, 40mm I.D., 5x110mm/5x112mm/5x115mm/5x120mm/5 5 Pins 22x60mm Funnel Nose, Instruction Sheet, Application Chart</p>	<p>SEE KIT DETAILS</p>	<p>Model # K1FFP40 <i>06 40mm I.D. - Pin, Fixed Finger, & Stud Plates</i> Part # 8K1FFP40 Essential Balancing Solutions Package with Fixed Finger Plates, 40mm (Passenger Car Coverage)</p>
	<p>Model # 113839 <i>06 40mm I.D. - Pin, Fixed Finger, & Stud Plates</i> Part # 8113839 Pin-Plate #3, 40mm I.D., 5x100mm/5x108mm/5x4.25"/5x4.50"/5x4.7 5 Pins 22x60mm Funnel Nose, Instruction Sheet, Application Chart</p>	<p>SEE KIT DETAILS</p>	<p>Model # K1PP40 <i>06 40mm I.D. - Pin, Fixed Finger, & Stud Plates</i> Part # 8K1PP40 Essential Balancing Solutions Package with Pin Plates, 40mm (Passenger Car Coverage)</p>
	<p>Model # 113840 <i>06 40mm I.D. - Pin, Fixed Finger, & Stud Plates</i> Part # 8113840 Pin-Plate #4, 40mm I.D., 6x4.50"/6x5.50"/6x127mm/6x135mm/8x170 8 Pins 19x96mm Tunner, Instruction</p>	<p>SEE KIT DETAILS</p>	<p>Model # K2FFP40 <i>06 40mm I.D. - Pin, Fixed Finger, & Stud Plates</i> Part # 8K2FFP40 Preferred Balancing Solutions Package with Fixed Finger Plates, 40mm (Passenger Car, Light Truck, & SUV Coverage)</p>
	<p>Model # 113841 <i>06 40mm I.D. - Pin, Fixed Finger, & Stud Plates</i> Part # 8113841 Pin-Plate System, 40mm I.D., Plates 1 through 4, Pins, Video, Application Chart, Hole Gauge, Instructions (No Storage Panel)</p>	<p>SEE KIT DETAILS</p>	<p>Model # K2PP40 <i>06 40mm I.D. - Pin, Fixed Finger, & Stud Plates</i> Part # 8K2PP40 Preferred Balancing Solutions Package with Pin Plates, 40mm (Passenger Car, Light Truck, & SUV Coverage)</p>

EQUIP., OPT., ACC., TOOLS

<p>SEE KIT DETAILS</p>	<p>Model # K3FFP40 <i>06 40mm I.D. - Pin, Fixed Finger, & Stud Plates</i> Part # 8K3FFP40 Premium Balancing Solutions Package with Fixed Finger Plates, 40mm (Passenger Car, Light & Medium Truck, & SUV Coverage)</p>		<p>Model # 113308C <i>07 1.125\"/28MM I.D. Shafts, Hubnuts, & Pres. Drums</i> Part # 8113308C XL Pressure Drum, 28mm I.D., 8.375\" O.D., with rubber lip</p>
<p>SEE KIT DETAILS</p>	<p>Model # K3PP40 <i>06 40mm I.D. - Pin, Fixed Finger, & Stud Plates</i> Part # 8K3PP40 Premium Balancing Solutions Package with Pin Plates, 40mm (Passenger Car, Light & Medium Truck, & SUV Coverage)</p>		<p>Model # 113327 <i>07 1.125\"/28MM I.D. Shafts, Hubnuts, & Pres. Drums</i> Part # 8113327 Slide-Nut Kit Coats 1.125\" I.D., Nut, Pressure Drum, Lip, Spacer Cap</p>
<p>SEE KIT DETAILS</p>	<p>Model # KFFP405 <i>06 40mm I.D. - Pin, Fixed Finger, & Stud Plates</i> Part # 8KFFP405 Fixed Finger Plates 1-5, 40mm</p>		<p>Model # 144026 <i>07 1.125\"/28MM I.D. Shafts, Hubnuts, & Pres. Drums</i> Part # 8144026 Hub Nut & Small Pressure Drum</p>
<p>SEE KIT DETAILS</p>	<p>Model # KFFP407 <i>06 40mm I.D. - Pin, Fixed Finger, & Stud Plates</i> Part # 8KFFP407 Fixed Finger Plates 1-7, 40mm</p>		<p>Model # 308105 <i>07 1.125\"/28MM I.D. Shafts, Hubnuts, & Pres. Drums</i> Part # 8308105 Rings - No-Mar - For 110543/144026 Hub Nut</p>
	<p>Model # KPPBM40 <i>06 40mm I.D. - Pin, Fixed Finger, & Stud Plates</i> Part # 8KPPBM40 Pin Plate System (8113841) with Balancer Mate, 40mm</p>		<p>Model # 308171 <i>07 1.125\"/28MM I.D. Shafts, Hubnuts, & Pres. Drums</i> Part # 8308171 Shaft - 5\" Coarse Thread - For Models 600,650,700,850,950,1001,1004,1050, 1055</p>
	<p>Model # 110542 <i>07 1.125\"/28MM I.D. Shafts, Hubnuts, & Pres. Drums</i> Part # 8110542 Drum - Small Pressure - 4.625\" Diameter</p>		<p>Model # 5009995 <i>07 1.125\"/28MM I.D. Shafts, Hubnuts, & Pres. Drums</i> Part # 85009995 SLIDE NUT, 2JAW, 28mm, NUT ONLY From Kit 85009996</p>
	<p>Model # 110543 <i>07 1.125\"/28MM I.D. Shafts, Hubnuts, & Pres. Drums</i> Part # 81105431 Hub Nut Handle - Standard Coats 28mm, For Model 600, 650, 700, 850, 95x, 10xx, 1250&XR</p>		<p>Model # 5009996 <i>07 1.125\"/28MM I.D. Shafts, Hubnuts, & Pres. Drums</i> Part # 85009996 SLIDE NUT, 2 JAW, 28mm, W/DRUM, For use on 700-1250 models with 28mm shaft</p>
	<p>Model # 110544 <i>07 1.125\"/28MM I.D. Shafts, Hubnuts, & Pres. Drums</i> Part # 8110544 Drum - Large Pressure - 5.75\" Diameter</p>		<p>Model # 5606515 <i>07 1.125\"/28MM I.D. Shafts, Hubnuts, & Pres. Drums</i> Part # 8560651501 DRUM-PRESSURE, FOR USE NO 85009996 & 85009998 SLIDE NUTS, PKG</p>
	<p>Model # 112954 <i>07 1.125\"/28MM I.D. Shafts, Hubnuts, & Pres. Drums</i> Part # 8112954 Rubber Lip for Small Pressure Drum, 4.625\" Dia., No. 110542 & 112106</p>		<p>Model # 5606516 <i>07 1.125\"/28MM I.D. Shafts, Hubnuts, & Pres. Drums</i> Part # 8560651601 LIP - PRESSURE DRUM, RUBBER, FOR USE ON 85009996 & 85009998 SLIDE NUTS, PKG</p>
	<p>Model # 113167C <i>07 1.125\"/28MM I.D. Shafts, Hubnuts, & Pres. Drums</i> Part # 8113167C Extended, 7\" Length, 1.125\" (28mm) Full Diameter, Coarse Thread, Shaft for COATS Direct Drive Models 700 through 1055 Balancers</p>		<p>Model # 5606517 <i>07 1.125\"/28MM I.D. Shafts, Hubnuts, & Pres. Drums</i> Part # 8560651701 SPACER-NO MAR, PLSTC, PKG</p>

EQUIP., OPT., ACC., TOOLS

 <p>Model # K11345602 <i>07 1.125"/28MM I.D. Shafts, Hubnuts, & Pres. Drums</i> Part # 8K11345602 Cone & Spring Set , 7" Shaft, 28mm</p>	 <p>Model # 114391 <i>08 40mm I.D. - Shafts, Hubnuts, & Pres. Drum</i> Part # 81143911 HUB NUT, HANDLE, SOLID, 40mm, FOR XR-SERIES</p>
 <p>Model # K11345603 <i>07 1.125"/28MM I.D. Shafts, Hubnuts, & Pres. Drums</i> Part # 8K11345603 Cone & Spring Set, 7" Shaft, & Slide Nut Kit, 28mm</p>	 <p>Model # 114392 <i>08 40mm I.D. - Shafts, Hubnuts, & Pres. Drum</i> Part # 8114392 NUT-HUB, W/Pressure Cup, Solid for XR Series</p>
 <p>Model # 112102 <i>08 40mm I.D. - Shafts, Hubnuts, & Pres. Drum</i> Part # 8112102 Ring, No Mar, 40mm</p>	 <p>Model # 500036701 <i>08 40mm I.D. - Shafts, Hubnuts, & Pres. Drum</i> Part # 8500036701 XR Series Pressure Cup - 40MM, for old style 85000371 Slide Nut.</p>
 <p>Model # 112103 <i>08 40mm I.D. - Shafts, Hubnuts, & Pres. Drum</i> Part # 8112103 HUB NUT, HANDLE, SOLID, 40mm, FOR STANDARD THREAD PITCH (NOT FOR XR-SERIES)</p>	 <p>Model # 500036801 <i>08 40mm I.D. - Shafts, Hubnuts, & Pres. Drum</i> Part # 8500036801 XR Series No Mar Ring - 40MM, for old style 85000371 Slide Nut.</p>
 <p>Model # 112106 <i>08 40mm I.D. - Shafts, Hubnuts, & Pres. Drum</i> Part # 8112106 Pressure Cup Assembly, 40mm, Small, 4.625" Diameter, includes 8112954 Rubber Protection Lip.</p>	 <p>Model # 500036901 <i>08 40mm I.D. - Shafts, Hubnuts, & Pres. Drum</i> Part # 8500036901 XR Series Rubber Ring - 40MM, for old style 85000371 Slide Nut.</p>
 <p>Model # 113082 <i>08 40mm I.D. - Shafts, Hubnuts, & Pres. Drum</i> Part # 8113082 40mm Conversion Shaft & Coupler</p>	 <p>Model # 5009009 <i>08 40mm I.D. - Shafts, Hubnuts, & Pres. Drum</i> Part # 85009009 SHAFT-40mm, for 775 / 875 / 1175 & 6275 models, 4.23mm Pitch.</p>
 <p>Model # 113086 <i>08 40mm I.D. - Shafts, Hubnuts, & Pres. Drum</i> Part # 8113086 40mm Conversion Shaft with Coupler, Hub Nut & Pressure Drum</p>	 <p>Model # 500920401 <i>08 40mm I.D. - Shafts, Hubnuts, & Pres. Drum</i> Part # 8500920401 EXTENSION-SHFT, 40mm, PKG</p>
 <p>Model # 113307 <i>08 40mm I.D. - Shafts, Hubnuts, & Pres. Drum</i> Part # 8113307 40mm Conversion Shaft with Coupler, Nut, Pressure Drum, 4 Cones, & Back Spring</p>	 <p>Model # 5009997 <i>08 40mm I.D. - Shafts, Hubnuts, & Pres. Drum</i> Part # 85009997 NUT-SLIDE, 2JAW, 40mm, NUT ONLY From Kit 85009998</p>
 <p>Model # 113309C <i>08 40mm I.D. - Shafts, Hubnuts, & Pres. Drum</i> Part # 8113309C XL Pressure Drum, 40mm I.D., 8.375" O.D., with rubber lip</p>	 <p>Model # 5009998 <i>08 40mm I.D. - Shafts, Hubnuts, & Pres. Drum</i> Part # 85009998 NUT-SLIDE, 2 JAW, 40mm, W/DRUM, For use on 700-1250 models with 40mm shaft</p>
 <p>Model # 113457 <i>08 40mm I.D. - Shafts, Hubnuts, & Pres. Drum</i> Part # 8113457 Cone & Spring Set, 40mm</p>	 <p>Model # 5606467 <i>08 40mm I.D. - Shafts, Hubnuts, & Pres. Drum</i> Part # 8560646701 Hub Nut, Slide, 40mm, NUT ONLY From Kit 85606472, XR models</p>










EQUIP., OPT., ACC., TOOLS

	<p>Model # 5606469 <i>08 40mm I.D. - Shafts, Hubnuts, & Pres. Drum</i> Part # 8560646901</p> <p>Spacer, Plastic, Ring, for use with Slide Nut 85606467, included in 85606472, for XR models</p>		<p>Model # 112568 <i>10 Miscellaneous Wheel Balancer Options</i> Part # 8112568</p> <p>AirNut, 40mm i.d., Pneumatic Hub Nut (Only fits COATS non-XR Balancers)</p>
	<p>Model # 5606470 <i>08 40mm I.D. - Shafts, Hubnuts, & Pres. Drum</i> Part # 8560647001</p> <p>Pressure Cup, For 85606472, 40mm, XR models</p>		<p>Model # 1104001 <i>11 Miscellaneous Wheel Balancer Accessories</i> Part # 81104001</p> <p>Peg Kit For Accessories - For Model 850</p>
	<p>Model # 5606471 <i>08 40mm I.D. - Shafts, Hubnuts, & Pres. Drum</i> Part # 8560647101</p> <p>RUBBER LIP FOR USE ON 85606472 XR SERIES SLIDE NUT</p>		<p>Model # 111021 <i>11 Miscellaneous Wheel Balancer Accessories</i> Part # 8111021</p> <p>Caliper Hanging Bracket - For All Models</p>
	<p>Model # 5606472 <i>08 40mm I.D. - Shafts, Hubnuts, & Pres. Drum</i> Part # 85606472</p> <p>Hub Nut Kit w/ pressure cup, 40mm, 4mm Pitch, XR models, PKG</p>		<p>Model # 111087 <i>11 Miscellaneous Wheel Balancer Accessories</i> Part # 8111087</p> <p>Pocket For Accessories - Upgrade For Models 950, 1025 & 1000, replacement for 1050 & 1000D</p>
	<p>Model # 5606515 <i>08 40mm I.D. - Shafts, Hubnuts, & Pres. Drum</i> Part # 8560651501</p> <p>DRUM-PRESSURE, FOR USE NO 85009996 & 85009998 SLIDE NUTS, PKG</p>		<p>Model # 111088 <i>11 Miscellaneous Wheel Balancer Accessories</i> Part # 8111088</p> <p>Peg Kit For Accessories - For Models 700 (1 Rail/2 Pegs)</p>
	<p>Model # 5606516 <i>08 40mm I.D. - Shafts, Hubnuts, & Pres. Drum</i> Part # 8560651601</p> <p>LIP- PRESSURE DRUM,RUBBER, FOR USE ON 85009996 & 85009998 SLIDE NUTS, PKG</p>		<p>Model # 111480 <i>11 Miscellaneous Wheel Balancer Accessories</i> Part # 8111480</p> <p>Peg Kit For Accessories - For Models 950, 1050, 1250 (2 Rails/4 Pegs)</p>
	<p>Model # 5606517 <i>08 40mm I.D. - Shafts, Hubnuts, & Pres. Drum</i> Part # 8560651701</p> <p>SPACER-NO MAR,PLSTC,PKG</p>		<p>Model # 113224C <i>11 Miscellaneous Wheel Balancer Accessories</i> Part # 8113224C</p> <p>Storage Panel, 13 hook, for COATS Wheel Balancing Solutions</p>
	<p>Model # K11345702 <i>08 40mm I.D. - Shafts, Hubnuts, & Pres. Drum</i> Part # 8K11345702</p> <p>Cone & Spring Set, 7" Shaft, 40mm</p>		<p>Model # 113310 <i>11 Miscellaneous Wheel Balancer Accessories</i> Part # 8113310</p> <p>Replacement Rubber Lip for XL Pressure Drum #8113308 & #8113309</p>
	<p>Model # K11345703 <i>08 40mm I.D. - Shafts, Hubnuts, & Pres. Drum</i> Part # 8K11345703</p> <p>Cone & Spring Set, 7" Shaft, & Slide Nut Kit, 40mm</p>		<p>Model # 114051 <i>11 Miscellaneous Wheel Balancer Accessories</i> Part # 8114051</p> <p>Coats Balancer Mate</p>
	<p>Model # 309011 <i>09 Calipers & Related Items</i> Part # 8309011</p> <p>Caliper Assembly - For Car & Lt Truck Models 700 through 2000, & XR's</p>		<p>Model # 501 <i>13 Heavy Duty Wheel Dolly/Lifts</i> Part # 7000501</p> <p>Lift - Hydraulic, Roll Around - For Model 6401</p>

EQUIP., OPT., ACC., TOOLS

 <p>Model # 550 <i>13 Heavy Duty Wheel Dolly/Lifts</i> Part # 85607032 Lift, Wheel Lift, Fixed, 500 lb Capacity, Air Operated, for use with model 6450. Can be adapter to 6401 with optional connection #85607401.</p>	 <p>Model # 113062 <i>14 Adapters & Cones For Heavy Duty Balancers</i> Part # 8113062 Offset Truck Wheel Adapter, Backing Plate, 2" I.D., 7.91" O.D.</p>
 <p>Model # 5607401 <i>13 Heavy Duty Wheel Dolly/Lifts</i> Part # 85607401 ADAPTER-Link to attach a 550 wheel lift to a 6401</p>	 <p>Model # 143622 <i>14 Adapters & Cones For Heavy Duty Balancers</i> Part # 8143622 Spacer Plate - For Model 6401 / 6450</p>
 <p>Model # 109877 <i>14 Adapters & Cones For Heavy Duty Balancers</i> Part # 8109877 Kit, Truck, 2" I.D. For 6401/6450, Spacer & Cone for 19.5" hub centered wheels with centerhole from 8.52" to 8.89" (216.41-225.81mm)</p>	 <p>Model # 143935 <i>14 Adapters & Cones For Heavy Duty Balancers</i> Part # 8143935 Adapter - Large Stud Piloted Budd Wheel Adapter- For Heavy Duty Balancers, Bolt Patterns 8x275mm, 10x11.25" & 10x13-3/16"(335mm)</p>
 <p>Model # 110785 <i>14 Adapters & Cones For Heavy Duty Balancers</i> Part # 8110785 Adapter - Speedy Dayton - For Heavy Duty Balancers</p>	 <p>Model # 308628 <i>14 Adapters & Cones For Heavy Duty Balancers</i> Part # 8308628 Cone, Small - 2.44" To 3.12" Center Holes - For Model 6401 / 6450</p>
 <p>Model # 110786 <i>14 Adapters & Cones For Heavy Duty Balancers</i> Part # 8110786 Adapter Extension Kit - Speedy - For 22" to 24.5" Wheels, Requires 8110786, For Heavy Duty Balancers</p>	 <p>Model # 308629 <i>14 Adapters & Cones For Heavy Duty Balancers</i> Part # 8308629 Cone, Medium - 2.78" To 3.46" Center Holes - For Model 6401 / 6450</p>
 <p>Model # 112986 <i>14 Adapters & Cones For Heavy Duty Balancers</i> Part # 8112986 Offset Wheel Adapter Kit, 2" I.D., Adapter & Backing Plate for 19.5" FedEx Wheel</p>	 <p>Model # 308630 <i>14 Adapters & Cones For Heavy Duty Balancers</i> Part # 8308630 Cone, Large - 2.98" to 5.06" Center Holes - For Model 6401 / 6450</p>
 <p>Model # 112987 <i>14 Adapters & Cones For Heavy Duty Balancers</i> Part # 8112987 ADAPTER- Deep Offset Plate Only, Fed-Ex 19.5" rims, 8.67" centre, 2" id</p>	 <p>Model # 308631 <i>14 Adapters & Cones For Heavy Duty Balancers</i> Part # 8308631 Cone, Truck - 4.52" to 6.95" Center Holes - For Model 6401 / 6450</p>
 <p>Model # 113034 <i>14 Adapters & Cones For Heavy Duty Balancers</i> Part # 8113034 Offset Truck Wheel Adapter, Ford Double Sided Adapter, 2" I.D.</p>	 <p>Model # 308639 <i>14 Adapters & Cones For Heavy Duty Balancers</i> Part # 8308639 Spring - For Model 6401 / 6450</p>
 <p>Model # 113043 <i>14 Adapters & Cones For Heavy Duty Balancers</i> Part # 8113043 Offset Truck Wheel Adapter Set, 2" I.D., Ford Double Sided Adapter, GM/Chrysler Double Sided Adapter, & Backing Plate</p>	 <p>Model # 5009086 <i>14 Adapters & Cones For Heavy Duty Balancers</i> Part # 85009086 Heavy Duty Balancer Chuck-2" I.D., Range 8" - 12"</p>
 <p>Model # 113059 <i>14 Adapters & Cones For Heavy Duty Balancers</i> Part # 8113059 Offset Truck Wheel Adapter, GM/Chrysler Double Sided Adapter, 2" I.D.</p>	 <p>Model # 5009087 <i>14 Adapters & Cones For Heavy Duty Balancers</i> Part # 85009087 Metal Plate- 2" I.D., Heavy Duty Balancer Chuck, 12" O.D.</p>

EQUIP., OPT., ACC., TOOLS

	<p>Model # 5607455 <i>14 Adapters & Cones For Heavy Duty Balancers</i> Part # 85607455 Fixed Finger Plate, ffp15c, 8x180mm & 8x200mm, 8 Tapered Fingers, 2" I.D.</p>		<p>Model # 112905 <i>18 Motorcycle Balancer Adapters & Related Items</i> Part # 8112905 M/C Wheel Balancer Adapter Kit, 17mm, 20mm, & .750", two bushings each size, fit 8111864, for Harley Davidson wheels, eliminates the need to remove</p>
	<p>Model # 308605 <i>15 Shafts, Hubnuts & Pres. Drum for H.D. Balancers</i> Part # 8308605 Shaft - For Model 6401</p>		<p>Model # 112907 <i>18 Motorcycle Balancer Adapters & Related Items</i> Part # 8112907 M/C Wheel Balancer Adapter, .750" (19.09mm), Two Bushings, Fits 8111864, for Harley Davidson Wheels, Eliminates the Need to Remove Bearings, 14mm I.D.</p>
	<p>Model # 308642 <i>15 Shafts, Hubnuts & Pres. Drum for H.D. Balancers</i> Part # 8308642 Pressure Drum - For Model 6401</p>		<p>Model # 5000248 <i>18 Motorcycle Balancer Adapters & Related Items</i> Part # 85000248 1" M/C Shaft for 700 Wheel Balancer. Requires interface 8560640701 for use on Coats 775. 13" long, includes 3 x 1", 1 x 2.3/4" & 1 x 3.7/8" spacers.</p>
	<p>Model # 309618 <i>15 Shafts, Hubnuts & Pres. Drum for H.D. Balancers</i> Part # 8309618 Hub Nut Assembly - For Model 6401</p>		<p>Model # 5000648 <i>18 Motorcycle Balancer Adapters & Related Items</i> Part # 85000648 3/4" M/C Shaft for 700 Wheel Balancers. Requires interface 8560640701 for use on Coats 775. 8.5" long, includes 3 x 1" & 1 x 2.3/4" spacers.</p>
	<p>Model # 308645 <i>16 Miscellaneous H.D. Wheel Balancer Accessories</i> Part # 8308645 Long Wrench For Hub Nut - For Model 6401</p>		<p>Model # 5009164 <i>18 Motorcycle Balancer Adapters & Related Items</i> Part # 85009164 25mm M/C Shaft for 700 Wheel Balancer. Requires interface 8560640701 for use on Coats 775. 13" long, includes 3 x 1", 1 x 2.3/4" & 1 x 3.7/8" spacers.</p>
	<p>Model # 308646 <i>16 Miscellaneous H.D. Wheel Balancer Accessories</i> Part # 8308646 Short Wrench For Hub Nut - For Model 6401</p>		<p>Model # 5606376 <i>18 Motorcycle Balancer Adapters & Related Items</i> Part # 85606376 ADAPTER-MRTRCYCLE, For Coats 775 Balancers, 40mm, PKG</p>
	<p>Model # 309608 <i>16 Miscellaneous H.D. Wheel Balancer Accessories</i> Part # 8309608 Caliper Assembly - For Model 6401</p>		<p>Model # 5606407 <i>18 Motorcycle Balancer Adapters & Related Items</i> Part # 8560640701 ADAPTER-MTRCYCLE, Interface required to use specialty shafts in the model 775 Balancer</p>
	<p>Model # 111864 <i>18 Motorcycle Balancer Adapters & Related Items</i> Part # 8111864 Motorcycle External Clamping Universal Kit, for Coats 700 Balancers</p>		<p>Model # M61 <i>19 M61 Static "Bubble" Balancer & Adapters</i> Part # 8112980 Model M-61 Static "Bubble" Balancer, Wheel Center-hole Range: 1.5-4.5" (39-114.3mm)</p>
	<p>Model # 112903 <i>18 Motorcycle Balancer Adapters & Related Items</i> Part # 8112903 M/C Wheel Balancer Adapter, 17mm, Two Bushings, Fits 8111864, for Harley Davidson with Buell Wheels, Eliminates the Need to Remove Bearings, 14mm I.D.</p>		<p>Model # 113175 <i>21 Wheel Weight Tools For Balancers</i> Part # 8113175 Wheel Weight Plier/Hammer</p>
	<p>Model # 112904 <i>18 Motorcycle Balancer Adapters & Related Items</i> Part # 8112904 M/C Wheel Balancer Adapter, 20mm, Two Bushings, Fits 8111864, for Harley Davidson with Buell Wheels, Eliminates the Need to Remove Bearings, 14mm I.D.</p>		<p>Model # 113176 <i>21 Wheel Weight Tools For Balancers</i> Part # 8113176 Replacement Cap for No. 8113175 Premium Wheel Weight Plier/Hammer</p>

Coats® Upgrade Kits for Rim Clamp® Tire Changer



Leverless Bead Lifter Retrofit to any Coats APX, 9024 or 70X Series Rim Clamp tire changer. Intuitive design takes the tire bar out of the operators hands No metal to metal contact
Retrofit Kit 85606689




On Board Storage Now available separately. Keep tools, valve stems, TPMS, etc. conveniently at the machine.
Kit 8113621



Manual Bead Roller allows you to hold the bead down during installation or to gain access for lubrication. (fits all 50/60/70 series, not for use with the Duckhead® Roller)
Kit 8184052 (Roller & Bracket)




NEW Grip-Max® Clamps provide integrated wheel protection and TWICE the slip resistance! New jaw profile makes clamping stiff sidewall, low-profile and curb-protector style tires much quicker and easier! Available in 2 sizes.
(for X models only)
Kit 85000758 6"-22" external clamping (4 clamps)
Kit 85606361 16"-28" external clamping (4 clamps)



UPGRADED Robo Arm Redesigned, ergonomic & intuitive operator control handle... PLUS longer reach; now 28"!
(NOT for 5030 or 5040)
Robo-Arm Kit 85009943



NEW Duckhead® Roller prevents low profile tires from slipping back up over the mount head during installation.
(fits all 50/60/70 series, not for use with the Manual Bead Roller)
Kit 85606462 (Roller & Bracket)







Wheel Lift Improved safety & productivity by reducing down time from back injuries. Reduce wheel damage by giving the operator more control of heavy wheel assemblies.
(For 5050-APX80)
Wheel Lift Kit 85000440



















Auxiliary Bead Sealer Seal the toughest beads, stores at the tire changer where you need it, automatically refills for the next shot, uses the tire changers surge tank so you don't have to lug one around.
Kit 85606545

EQUIP., OPT., ACC., TOOLS

 <p>Model # 113390 21 Wheel Weight Tools For Balancers Part # 8113390 Tape-A-Weight Scraper</p>	 <p>Model # 5000503 23 Upgrade Options for Rim Clamp Tire Changers Part # 85000503 Manual Bead Loosener for RC-50M</p>
 <p>Model # 144064 21 Wheel Weight Tools For Balancers Part # 8144064 Hammer/Pliers for Truck Wheel Weights</p>	 <p>Model # 5009937 23 Upgrade Options for Rim Clamp Tire Changers Part # 85009937 ROBO-ARM, RETRO FIT, UPGRADE OLDER 70X MODELS TO 28" REACH, ARM & CYLINDER ONLY, PKG</p>
 <p>Model # 113621 23 Upgrade Options for Rim Clamp Tire Changers Part # 8113621 Storage Cabinet - Tire Changer, Pkg</p>	 <p>Model # 5009943 23 Upgrade Options for Rim Clamp Tire Changers Part # 85009943 Coats Robo-Arm Upgrade for 5050/5060/5065/50X Series Tire Changers, 28" Reach, Includes Coats Duckhead Roller</p>
 <p>Model # 183120 23 Upgrade Options for Rim Clamp Tire Changers Part # 8183120 Inflation Guard Kit for 50 Series Rim Clamp Tire Changers; Fits Models 5060, 5030, etc.; NOT RC-15</p>	 <p>Model # 5606545 23 Upgrade Options for Rim Clamp Tire Changers Part # 85606545 Auxiliary Bead Sealer, for Rim Clamp Tire Changers, Taps off the Tire Changer surge tank, pkg.</p>
 <p>Model # 183491 23 Upgrade Options for Rim Clamp Tire Changers Part # 8183491 Bump-N-Roll, Fits 50, 60 & 70 Series Rim Clamp Tire Changers</p>	 <p>Model # 5606689 23 Upgrade Options for Rim Clamp Tire Changers Part # 85606689 Leverless Power Duckhead Bead Lifter available for 70X, APX and 9024 Tire Changers</p>
 <p>Model # 184563 23 Upgrade Options for Rim Clamp Tire Changers Part # 8184563 Integrated Wheel Lift Option for Coats 9024E Rim Clamp Tire Changer</p>	 <p>Model # 5606739 23 Upgrade Options for Rim Clamp Tire Changers Part # 85606739 Auxiliary Bead Sealer for the ProGuard Leverless Tire Changer, includes Bead Sealer hose and surge tank, pkg.</p>
 <p>Model # 5000401 23 Upgrade Options for Rim Clamp Tire Changers Part # 85000401 Coats On-Board Training (COBOT)</p>	 <p>Model # 9231511 23 Upgrade Options for Rim Clamp Tire Changers Part # 89231511 Tire Holder, Match Mount, For Use on ProGuard Leverless</p>
 <p>Model # 5000416 23 Upgrade Options for Rim Clamp Tire Changers Part # 85000416 Coats RoboArm Upgrade Kit for RC-150 only (does not include Manual Bead Roller)</p>	 <p>Model # 24 Adapters & Cones For Tire Changers Part # 850004441 CONE-CENTERING, PAX HOLD DONE, 40-100mm</p>
 <p>Model # 5000440 23 Upgrade Options for Rim Clamp Tire Changers Part # 85000440 Wheel Lift System (for APX, 70 Series, 50 Series)</p>	 <p>Model # 101701 24 Adapters & Cones For Tire Changers Part # 8101701 Adapter - Deep Hub, for centre holes up to 5" dia. - For Models 4040,4040SA,4050</p>
 <p>Model # 5000497 23 Upgrade Options for Rim Clamp Tire Changers Part # 85000497 Coats Robo Roller Upgrade for APX80 Tire Changer</p>	 <p>Model # 102927 24 Adapters & Cones For Tire Changers Part # 8102927 Adapter - Shim 1/4" - For Models 4040,4040SA,4050</p>

EQUIP., OPT., ACC., TOOLS

 <p>Model # 104319 24 Adapters & Cones For Tire Changers Part # 8104319 POSITIONING PIN EXTENSION, CENTRE POST TIRE CHANGERS</p>	 <p>Model # 183585 24 Adapters & Cones For Tire Changers Part # 8183585 8 Jaw ATV Adapters, Clamp down to 6", Set of 4, Fit "Tall" Clamp Carriers. Requires space removal on 5035's. Not for Models 9010/9024.</p>
 <p>Model # 108276 24 Adapters & Cones For Tire Changers Part # 8108276 Cone, Hold Down, for centre holes up to 6.6" dia. - For Models 4040,4040SA,4050</p>	 <p>Model # 183781 24 Adapters & Cones For Tire Changers Part # 8183781 Stainless Steel Duckhead Mount/Demount Head Kit, 182788 head, 2-Booties, Washer, Cap Screw, Installation Instructions.</p>
 <p>Model # 108311 24 Adapters & Cones For Tire Changers Part # 8108311 Adapter - Center Post Extension, Short, 4" - For Models 4040,4040SA,4050</p>	 <p>Model # 184052 24 Adapters & Cones For Tire Changers Part # 8184052 Manual Bead Roller Kit, Fits Models: 5030 through 7065 Rim Clamp Tire Changers</p>
 <p>Model # 108313 24 Adapters & Cones For Tire Changers Part # 8108313 Adapter - Center Post Extension, Long, 8" - For Models 4040,4040SA,4050</p>	 <p>Model # 184262 24 Adapters & Cones For Tire Changers Part # 8184262 22" External Clamping Upgrade Kit for Model 9010 Rim clamp Tire Changer</p>
 <p>Model # 182767 24 Adapters & Cones For Tire Changers Part # 8182767 Tapered End Vertical Shaft for 5030 Tire Changer</p>	 <p>Model # 184327 24 Adapters & Cones For Tire Changers Part # 8184327 24" X-Out Clamp Kit, 4 clamps (2-position, range 13"-24". EXTERNAL CLAMPING ONLY, ONLY FIT X-Model Rim Clamp Tire Changers) 4 buttons, 10</p>
 <p>Model # 1827881 24 Adapters & Cones For Tire Changers Part # 81827881 Stainless Steel Duckhead Mount/Demount Head Assembly for 5030 through 7065 series Rim Clamp tire changers.(Requires taper end vertical</p>	 <p>Model # 184414 24 Adapters & Cones For Tire Changers Part # 8184414 Clamps - Motorcycle - For RC (Tall Carriers 1.75"), Designed to Mount Wheels with Drive Sprockets etc. Attached. Requires space removal for</p>
 <p>Model # 182812 24 Adapters & Cones For Tire Changers Part # 8182812 Tapered End Vertical Shaft for 5060 Tire Changer</p>	 <p>Model # 1845744 24 Adapters & Cones For Tire Changers Part # 81845744 Coats RC200 Style Motorcycle Clamps for Automotive X Model Rim Clamp Tire Changers.</p>
 <p>Model # 182835 24 Adapters & Cones For Tire Changers Part # 8182835 5060 series upgrade Steel Mount/Demount head kit, includes 182812 vertical shaft and improved 182788 Steel Duckhead Mount/Demount</p>	 <p>Model # 184926 24 Adapters & Cones For Tire Changers Part # 8184926 Extended X-Clamps, 3 Positions Enable External Wheel Clamping (Outside - In) on 6" through 22" Diameter Wheels, Fit all COATS® "X" Model Rim Clamp® Tire</p>
 <p>Model # 182907 24 Adapters & Cones For Tire Changers Part # 8182907 5030 Series Upgrade Steel Mount/Demount head kit, includes 182767 shaft and improved 182788 Steel Duckhead Mount/Demount head.</p>	 <p>Model # 185531 24 Adapters & Cones For Tire Changers Part # 8185531 4" Clamping Extension/2" Clamping Reducer for 9024E/9010 Coats Tire Changers</p>
 <p>Model # 183355 24 Adapters & Cones For Tire Changers Part # 8183355 Motorcycle Duckhead Mount/Demount Head Std. on RC-100, 150 & 200, Specially Designed for Motorcycle Wheels, May be Used on Other "5030 through 7065 Series</p>	 <p>Model # 185590 24 Adapters & Cones For Tire Changers Part # 8185590 4" Clamping Extension for 9024E/9010 Coats Tire Changers</p>



Tire Changer Clamp Matrix

Hennessy Industries

Model Specification	Clamps as manufactured *1	22" External Clamps	24" External Clamps	26" External Clamps	28" External Clamps	30" External Clamps	Motorcycle & ATV	Grip-Max® Service Items	
5030 / 5035	8181677	N/A	N/A	N/A	N/A	N/A	8184414 MC, 8183585 ATV *7	N/A	
5040 / 5045									
5050A/E									
5060A/E									
5065A/E									
5050AX / EX	50Xxx1/2 70Xxx1/2	8184926	8184926 or 85000758	8184327 *7	85606361 Grip-Max® *7	85606361 Grip-Max® *7	N/A	81845744 MC *7, ATV 6" reach standard	Grips 8500059408, Rebuild Kits (85000768 with teeth) or (85600314 w/o teeth)
5060AX / EX									
5065AX / EX									
7050AX / EX	50Xxx3 70Xxx3	85000758 Grip-Max®							
7060AX / EX									
7065AX / EX									
9010	83002297	8184262 *2	8185590 or 8185531 *3*7	8184262 & 8185590 or 8185531 *4*7	N/A	N/A	89208624	N/A	
9024									83002297
APX 80	85000758 Grip-Max®	85000758 (std.) or 85600345 (opt.*7)	85000758 (std.) or 85600345 (opt.*7)	85000758 (std.) or 85600345 (opt.*7)	85000758 (std.) or 85600345 (opt.*7)	85000758 (std.) or 85600345 (opt.*7)	N/A	Grips 8500059408, Rebuild Kits (85000768 with teeth) or (85600314 w/o teeth)	
APX 90									
RC100	8181677 & 8184414	N/A				N/A	MC Standard, ATV on RC100-8183585, others use 8184926	N/A	
RC150	81845744	8184926, 85000758 or 85600345 Automotive	N/A	N/A	85606361 Grip-Max® *7 Automotive	N/A		Grips 8500059408, Rebuild Kits (85000768 with teeth) or (85600314 w/o teeth)	
RC200									

*1 As Manufactured today; older versions of the same model may be different and require conversions to meet current specifications

*2 Carrier Extensions, bolt in, move clamps out 2" total

*3 8183550 increase clamping 4": 8185531 reversible either increase 4" or decrease 2"

*4 Carrier Extensions and clamp extensions required to be used in conjunction to reach maximum extension

*5 The vertical shaft that the mount head attaches to must be turned 180 degrees for conversion to a steel head

*7 External Clamping only. No teeth for internal clamping

EQUIP., OPT., ACC., TOOLS

 <p>Model # 3019600 <i>24 Adapters & Cones For Tire Changers</i> Part # 83019600 ProGuard Light Truck Cone - up to 7.48"</p>	 <p>Model # 5606462 <i>24 Adapters & Cones For Tire Changers</i> Part # 85606462 DUCKHEAD ROLLER, FOR 50/60/70 SERIES RIM CLAMPS, PKG</p>
 <p>Model # 3031335 <i>24 Adapters & Cones For Tire Changers</i> Part # 83031335 ProGuard Positioning Pin Extension / Anti Rotation Pin, Long</p>	 <p>Model # 5607314 <i>24 Adapters & Cones For Tire Changers</i> Part # 85607314 ProGuard Light Truck Cone - 7.5" to 9.0"</p>
 <p>Model # 3032133 <i>24 Adapters & Cones For Tire Changers</i> Part # 83032133 ProGuard Positioning Pin Extension / Anti Rotation Pin, Medium</p>	 <p>Model # 5607315 <i>24 Adapters & Cones For Tire Changers</i> Part # 85607315 SPACER-W/BSEPLTE, FOR USE ON PROGUARD LEVERLESS</p>
 <p>Model # 3032475 <i>24 Adapters & Cones For Tire Changers</i> Part # 83032475 ProGuard Light Truck Cone - Up to 5.86", double-sided</p>	 <p>Model # 5607397 <i>24 Adapters & Cones For Tire Changers</i> Part # 85607397 ProGuard Adjustable Pin Plate for Plastic Faced Wheels</p>
 <p>Model # 312 <i>24 Adapters & Cones For Tire Changers</i> Part # 8000312 Cone, Hold Down, 5" dia, Small - 4040SA, 4050</p>	 <p>Model # 89233410 <i>24 Adapters & Cones For Tire Changers</i> Part # 889233410 ProGuard Robo-Arm Foot Extension</p>
 <p>Model # 433 <i>24 Adapters & Cones For Tire Changers</i> Part # 8000433 Cone, Hold Down, Lg. - For 1010 through 40-40/40-50</p>	 <p>Model # 9208624 <i>24 Adapters & Cones For Tire Changers</i> Part # 89208624 Motorcycle Wheel Clamps for Model 9010 & 9024, set of 4</p>
 <p>Model # 5000456 <i>24 Adapters & Cones For Tire Changers</i> Part # 850004561 ROLLER, PAX BEAD LOOSENING</p>	 <p>Model # 9231512 <i>24 Adapters & Cones For Tire Changers</i> Part # 89231512 Light Truck Cone Kit (4.8" - 7.5"), For Use on ProGuard Leverless, Includes Steel Base and Mounting Bracket</p>
 <p>Model # 5000758 <i>24 Adapters & Cones For Tire Changers</i> Part # 85000758 GRIP-MAX Laminated Clamps - Kit includes 4 clamps, 4 plungers, 1 extra set of grips. 6"-22" on 50X & 70X, 9"-30" on APX</p>	 <p>Model # 9231513 <i>24 Adapters & Cones For Tire Changers</i> Part # 89231513 Light Truck Cone Kit (7.5" - 9"), For Use on ProGuard Leverless, Includes Steel Base and Mounting Bracket</p>
 <p>Model # 5600345 <i>24 Adapters & Cones For Tire Changers</i> Part # 85600345 GRIP MAX Laminated Clamp set, With Out Points, includes 4 clamps, 4 plungers, 1 extra set of grips. 6"-22" on 50X & 70X, 9"-30" on APX</p>	 <p>Model # 9231514 <i>24 Adapters & Cones For Tire Changers</i> Part # 89231514 Centerless Wheel Mount, For Use on ProGuard Leverless</p>
 <p>Model # 5606361 <i>24 Adapters & Cones For Tire Changers</i> Part # 85606361 GRIP MAX Clamp Set, 16"-28", W/O PTS, 4/PK, Fits X model Rim Clamp Tire Changers (not for use on APX series)</p>	 <p>Model # 106568 <i>25 Wheel Protecting Items: M/C, Car, Truck & HD</i> Part # 8106568 Custom Wheel-er Protector Set</p>



Tire Changer Accessory Matrix

Model Specification		Steel Mount Demount Head (Duckhead)	Plastic Inserts	Standard Plastic Mount Demount Head (Black)	High Spoke Plastic Mount Demount Head (Grey)	Wheel Lifts	Clamp Sock	Bead Loosener Shoe Sock	Bead Lift Tool Sock	Bead Lifting Tool	Lube Swab	Lube Bucket	Paste Lube Bracket & Brush				
5030 / 5035	50Xxx1/2 70Xxx1/2 50Xxx3 70Xxx3	Standard 81827881	Standard 8182961 (2), 8182963(12)	8183061 (1), 8184410 (25)	8184432 (1), 85000372 (25)	N/A	8183604	8183606	85000783	8181354	80004911(Liquid Lube) 85000850 (Paste Lube)	8106259 (Liquid Lube) 8183710 (Paste Lube)	85009048				
5040 / 5045																	
5050A/E																	
5060A/E																	
5065A/E																	
5050AX / EX		Motorcycle 8183355	Motorcycle 8183373(2), 8183374(12)	8183061 (1), 8184410 (25)	8184432 (1), 85000372 (25)	85000440	8183604										
5060AX / EX																	
5065AX / EX																	
7050AX / EX																	
7060AX / EX																	
7065AX / EX																	
9010	820142501	89209611	830084031	N/A	8184563	89209612	8183606	85000783	8181354	80004911(Liquid Lube) 85000850 (Paste Lube)	8106259 (Liquid Lube) 8183710 (Paste Lube)	N/A					
9024																	
APX 80																	
APX 90												81827881 (requires shaft reversal) *5	8182961 (2), 8182963(12)	830084031	N/A	8183604	8183604
RC100																	
RC150												8183355	8183373(2), 8183374(12)	8183061 (1) 8184410 (25)	8184432 (1) 85000372 (25)	85000440	8183248 (1) 8184712 (4)
RC200																	
85009048	Standard																

*1 As Manufactured today; older versions of the same model may be different and require conversions to meet current specifications

*2 Carrier Extensions, bolt in, move clamps out 2" total





















*3 8183550 increase clamping 4": 8185531 reversible either increase 4" or decrease 2"

*4 Carrier Extensions and clamp extensions required to be used in conjunction to reach maximum extension

*5 The vertical shaft that the mount head attaches to must be turned 180 degrees for conversion to a steel head

*7 External Clamping only. No teeth for intern MKT00036

EQUIP., OPT., ACC., TOOLS

	<p>Model # 107423 <i>25 Wheel Protecting Items: M/C, Car, Truck & HD</i> Part # 8107423 Combo Tool Protector Set - For Model 220</p>		<p>Model # 183373 <i>25 Wheel Protecting Items: M/C, Car, Truck & HD</i> Part # 8183373 Motorcycle Duckhead Mount/Demount Head booties, 2pk.</p>
	<p>Model # 107424 <i>25 Wheel Protecting Items: M/C, Car, Truck & HD</i> Part # 8107424 Clamp Pads - For Model 220 (36pcs.)</p>		<p>Model # 183374 <i>25 Wheel Protecting Items: M/C, Car, Truck & HD</i> Part # 8183374 Motorcycle Duckhead Mount/Demount Head booties, 12pk.</p>
	<p>Model # 107790 <i>25 Wheel Protecting Items: M/C, Car, Truck & HD</i> Part # 8107790 Boot - Protector Set - For Models 4040/4050</p>		<p>Model # 183604 <i>25 Wheel Protecting Items: M/C, Car, Truck & HD</i> Part # 8183604 Quilted Clamp Sock Rim Clamp Tire Changer, 10pk. (except 9010/9024 & Grip Max units)</p>
	<p>Model # 108397 <i>25 Wheel Protecting Items: M/C, Car, Truck & HD</i> Part # 8108397 Protectors - Bulk Pack - Mount End of 000768 Combo Tool (500 PCs.)</p>		<p>Model # 183606 <i>25 Wheel Protecting Items: M/C, Car, Truck & HD</i> Part # 8183606 Bead Loosener Shoe Sock, RC-TC, 2pk.</p>
	<p>Model # 108398 <i>25 Wheel Protecting Items: M/C, Car, Truck & HD</i> Part # 8108398 Protectors - Bulk Pack - Demount End of 000768 Combo Tool (500 PCs.)</p>		<p>Model # 183945 <i>25 Wheel Protecting Items: M/C, Car, Truck & HD</i> Part # 8183945 Nylon Head Combo Tool For HIT 6000</p>
	<p>Model # 108519 <i>25 Wheel Protecting Items: M/C, Car, Truck & HD</i> Part # 8108519 Bootie Pack - Cycle Demount (25 PCs.)</p>		<p>Model # 183950 <i>25 Wheel Protecting Items: M/C, Car, Truck & HD</i> Part # 8183950 Replacement Nylon Head, For No.8183945 Combo Tool</p>
	<p>Model # 108520 <i>25 Wheel Protecting Items: M/C, Car, Truck & HD</i> Part # 8108520 Bootie Pack - (25 PCs.)</p>		<p>Model # 184410 <i>25 Wheel Protecting Items: M/C, Car, Truck & HD</i> Part # 8184410 Plastic Duckhead Mount/Demount Heads, 25 pack (Mount/Demount Head 8183061)</p>
	<p>Model # 182961 <i>25 Wheel Protecting Items: M/C, Car, Truck & HD</i> Part # 8182961 Plastic inserts for 182788 metal Duckhead Mount/Demount head. Quantity of 2.</p>		<p>Model # 184432 <i>25 Wheel Protecting Items: M/C, Car, Truck & HD</i> Part # 8184432 High Spoke Duckhead Mount/Demount Head, Plastic</p>
	<p>Model # 182963 <i>25 Wheel Protecting Items: M/C, Car, Truck & HD</i> Part # 8182963 Plastic inserts for 182788 metal Duckhead Mount/Demount head. Quantity of 12.</p>		<p>Model # 2008402 <i>25 Wheel Protecting Items: M/C, Car, Truck & HD</i> Part # 82008402 Plastic Duckhead Mount/Demount Head & Adapter Kit, 9010/9024 only</p>
	<p>Model # 183061 <i>25 Wheel Protecting Items: M/C, Car, Truck & HD</i> Part # 8183061 Nylon Duckhead Mount/Demount Head for 5000, 6000 & 7000 series rim clamp tire changers. Requires 182767 or 182812 taper end vertical shaft.</p>		<p>Model # 2014250 <i>25 Wheel Protecting Items: M/C, Car, Truck & HD</i> Part # 820142501 DUCKHEAD-Mount/Demount Head, Steel, 9010/9024 PKG</p>

EQUIP., OPT., ACC., TOOLS

 <p>Model # 30084031 Part # 830084031</p> <p>Plastic Duckhead Mount/Demount Head for APX/9010/9024.</p>	 <p>Model # 9209612 Part # 89209612</p> <p>Clamp cover, for 9010/9024 wheel clamp, 6pk.</p>
 <p>Model # 30136502 Part # 830136502</p> <p>Plastic Strip Insert for 9010/9024E Duckhead Mount/Demount Head, 2/PKG</p>	 <p>Model # 9231515 Part # 89231515</p> <p>Duckhead Hook & Tail Bootie Kit, (6 hook, 2 tail) for use on ProGuard Leverless w/ serial #'s up to GAE1104343; single screw attachment</p>
 <p>Model # 5000269 Part # 85000269</p> <p>Plastic Duckhead Mount/Demount Head for APX/9024 - 2 Pack.</p>	 <p>Model # 9231516 Part # 89231516</p> <p>Cone Bootie, For Use on ProGuard Leverless</p>
 <p>Model # 5000372 Part # 85000372</p> <p>Plastic Gray High-Spoke Duckhead, 25 pack (Mount/Demount Head 8184432)</p>	 <p>Model # 9231517 Part # 89231517</p> <p>Table Top Pad, For Use on ProGuard Leverless</p>
 <p>Model # 500059408 Part # 8500059408</p> <p>Grip-Max Laminated Clamp replacement grips. Kit of 8 grips for rebuilding set of 4 Grip-Max Clamps. For use on 85000758, 85600345 & 85606361.</p>	 <p>Model # 9231518 Part # 89231518</p> <p>Positioning Pin Bootie, For Use on ProGuard Leverless</p>
 <p>Model # 500059440 Part # 8500059440</p> <p>Grip-Max Laminated Clamp replacement grips. Kit of 40 grips for rebuilding Grip-Max Clamps. 2 grips used per clamp. For use on 85000758, 85600345 &</p>	 <p>Model # 9233409 Part # 89233409</p> <p>Duckhead Hook & Tail Bootie Kit, (6 hook, 2 tail) for use on Leverless Bead Lifter on 70X, APX or 9024 Tire Changers or with ProGuard Leverless w/ serial #</p>
 <p>Model # 5000768 Part # 85000768</p> <p>Grip-Max Laminated Clamp rebuild kit (for 4 clamps). Includes 8 grips, 8 covers, 4 sets of assembly hardware. For use on 85000758.</p>	 <p>Model # 106637 Part # 8106637</p> <p>Bead Loosener, Custom Wheel-er - For Models 1010A, 2020, 2020A, 3030A, 3040A</p>
 <p>Model # 5000783 Part # 85000783</p> <p>BOOTIE-TOOL, LIFT, BD, W/DTNT, 10/PKG</p>	 <p>Model # 108028 Part # 8108028</p> <p>Tire Spreader - Adjustable - For Models 4040/4050 & Rim Clamps - use with 8181329 for compatible Rim Clamps</p>
 <p>Model # 5600314 Part # 85600314</p> <p>Rebuild Kit, Grip-Max, No Teeth, External Clamping only, For use on 85600345 & 85606361.</p>	 <p>Model # 108360 Part # 8108360</p> <p>Bead Loosener - ATV - For Model 220</p>
 <p>Model # 9209611 Part # 89209611</p> <p>Duckhead Bootie, for 9010/9024 Duckhead Mount/Demount Head, 6pk.</p>	 <p>Model # 181329 Part # 8181329</p> <p>Adapter - Rim Clamp Tire Changer, Spreader - Used With #000347 or #108028 Tire Spreader (not compatible with 9024E and APX Series)</p>





















EQUIP., OPT., ACC., TOOLS

	<p>Model # 347 26 Looseners & Spreaders Part # 8000347 Tire Spreader, For Models 310, 510, 1010, 2020</p>		<p>Model # 5000850 27 Tire Lube Supplies Part # 85000850 BRUSH-PASTE LUBE</p>
	<p>Model # 1062591 27 Tire Lube Supplies Part # 81062591 Lube Bottle - For Rim Clamp Tire Changers</p>		<p>Model # 5009048 27 Tire Lube Supplies Part # 85009048 Tire Paste Lube Bucket Bracket & Brush. For use on Coats 50 & 70 series Rim-Clamp tire changers. Kit includes bracket, brush, mounting hardware.</p>
	<p>Model # 106572 27 Tire Lube Supplies Part # 8106572 Lube Bottle - For Models 4040,4040SA,4050</p>		<p>Model # 110842 28 Misc. Tire Changer Acc.: M/C, Car, Truck & HD Part # 7110842 Ramp - For Models HIT 5000, 9000</p>
	<p>Model # 110057 27 Tire Lube Supplies Part # 7110057 LUBE-EZ ON,1GAL</p>		<p>Model # 110843 28 Misc. Tire Changer Acc.: M/C, Car, Truck & HD Part # 7110843 Jaw Extension - Each - For Models HIT 5000, 9000</p>
	<p>Model # 120347 27 Tire Lube Supplies Part # 8120347 Lube Bottle - For Models HIT 5000, 6000 & 9000</p>		<p>Model # 110853 28 Misc. Tire Changer Acc.: M/C, Car, Truck & HD Part # 7110853 10x11.25" Bolt Circle Adapter for "Budd" Stud Piloted Wheels, For Use On HIT 5000/9000</p>
	<p>Model # 120366 27 Tire Lube Supplies Part # 8120366 Swab - For Models HIT 5000, 6000 & 9000</p>		<p>Model # 181554 28 Misc. Tire Changer Acc.: M/C, Car, Truck & HD Part # 8181554 Accessory Tray For Rim Clamps</p>
	<p>Model # 183710 27 Tire Lube Supplies Part # 81837101 Paste Tire Lube, Bucket, 3.5Kg / 7.7Lbs</p>		<p>Model # 183462 28 Misc. Tire Changer Acc.: M/C, Car, Truck & HD Part # 8183462 Riser Plate for ATV Wheel, Bead Loosening, RC-100</p>
	<p>Model # 184040 27 Tire Lube Supplies Part # 8184040 Lube Bottle Kit for RC-100, Bracket, Bottle & Swab</p>		<p>Model # 500918201 28 Misc. Tire Changer Acc.: M/C, Car, Truck & HD Part # 8500918201 Large center hold adapter for Model 4300. Fits center hole applications from 6.60" to 6.79".</p>
	<p>Model # 491 27 Tire Lube Supplies Part # 80004911 Swab - For All Center Post And Rim Clamp Tire Changers</p>		<p>Model # 74002354 28 Misc. Tire Changer Acc.: M/C, Car, Truck & HD Part # 874002354 Bead Pushing Lever</p>
	<p>Model # 500 27 Tire Lube Supplies Part # 8000500 Lube Bottle and Bracket - For Models 310, 510, 1010, 2020</p>	<p>No Picture Available</p>	<p>Model # 74003269 28 Misc. Tire Changer Acc.: M/C, Car, Truck & HD Part # 874003269 CLAMP-SKDDR</p>


















EQUIP., OPT., ACC., TOOLS

 <p>Model # 74004461 <i>28 Misc. Tire Changer</i> <i>Acc.: M/C, Car, Truck & HD</i> Part # 874004461 Long Tire Lever, HD, 38"</p>	 <p>Model # 74021053 <i>28 Misc. Tire Changer</i> <i>Acc.: M/C, Car, Truck & HD</i> Part # 874021053 Wing nut 46x6, for use on model 4300</p>
 <p>Model # 74007557 <i>28 Misc. Tire Changer</i> <i>Acc.: M/C, Car, Truck & HD</i> Part # 874007557 TOOL-MNT/DMNT,SKDDR, for 9500/9500R</p>	 <p>Model # 74021100 <i>28 Misc. Tire Changer</i> <i>Acc.: M/C, Car, Truck & HD</i> Part # 874021100 Adaptor 280mm (11.0"), for use on model 4300</p>
 <p>Model # 74007611 <i>28 Misc. Tire Changer</i> <i>Acc.: M/C, Car, Truck & HD</i> Part # 874007611 Earth Mover Clamp (O.T.R.)</p>	 <p>Model # 74021101 <i>28 Misc. Tire Changer</i> <i>Acc.: M/C, Car, Truck & HD</i> Part # 874021101 Backing Adapter 220-280mm (8.7-11.0"), for use on model 4300</p>
 <p>Model # 74008257 <i>28 Misc. Tire Changer</i> <i>Acc.: M/C, Car, Truck & HD</i> Part # 874008257 Set alloy rims (220mm) 9500/9500R</p>	 <p>Model # 74021247 <i>28 Misc. Tire Changer</i> <i>Acc.: M/C, Car, Truck & HD</i> Part # 874021247 Centering Cone with Backing Plate for 5.31" to 6.57" Center Holes (for Model 4300)</p>
 <p>Model # 74008264 <i>28 Misc. Tire Changer</i> <i>Acc.: M/C, Car, Truck & HD</i> Part # 874008264 Set alloy rims (280mm) 9500/9500R</p>	 <p>Model # 74021852 <i>28 Misc. Tire Changer</i> <i>Acc.: M/C, Car, Truck & HD</i> Part # 874021852 Clamp for Light Alloy Rims</p>
 <p>Model # 74009472 <i>28 Misc. Tire Changer</i> <i>Acc.: M/C, Car, Truck & HD</i> Part # 874009472 Mounting Clamp</p>	 <p>Model # 74022287 <i>28 Misc. Tire Changer</i> <i>Acc.: M/C, Car, Truck & HD</i> Part # 874022287 Tubeless roller, for use on 9500 & 9500R</p>
 <p>Model # 74019161 <i>28 Misc. Tire Changer</i> <i>Acc.: M/C, Car, Truck & HD</i> Part # 874019161 Set of extensions 44"-56" for 9500 & 9500R</p>	 <p>Model # 74023775 <i>28 Misc. Tire Changer</i> <i>Acc.: M/C, Car, Truck & HD</i> Part # 874023775 ADAPTER-202mm, for use on model 4300</p>
 <p>Model # 74020596 <i>28 Misc. Tire Changer</i> <i>Acc.: M/C, Car, Truck & HD</i> Part # 874020596 SPACER-NUT,WNG, for use on model 4300</p>	 <p>Model # 183292 <i>29 Safety Information Kits</i> Part # 8183292 COATS R.I.M. Safety Kit</p>
 <p>Model # 74020798 <i>28 Misc. Tire Changer</i> <i>Acc.: M/C, Car, Truck & HD</i> Part # 874020798 Star Flange Adapter d.220mm (8.7"), for use on model 4300</p>	 <p>Model # 830151191 <i>30 Tools For Tire Changers: Car, Truck & HD</i> TOOL-LFT,BD, for PAX Tires</p>
 <p>Model # 74020799 <i>28 Misc. Tire Changer</i> <i>Acc.: M/C, Car, Truck & HD</i> Part # 874020799 NUT-QUICK, for use on model 4300</p>	 <p>Model # 850004491 <i>30 Tools For Tire Changers: Car, Truck & HD</i> TOOL, BEAD FLIP, PAX</p>

EQUIP., OPT., ACC., TOOLS

	<p>Model # 107156 <i>30 Tools For Tire Changers: Car, Truck & HD</i> Part # 8107156 Combo Tool - For All Manual Tire Changers, 34.25" long.</p>		<p>Model # 120082 <i>30 Tools For Tire Changers: Car, Truck & HD</i> Part # 8120082 Combo Tee - For Model 6000</p>
	<p>Model # 109342 <i>30 Tools For Tire Changers: Car, Truck & HD</i> Part # 7109342 Tire Iron - Tubeless, 37" Long - For Models 5000, 9000</p>		<p>Model # 120092 <i>30 Tools For Tire Changers: Car, Truck & HD</i> Part # 8120092 Combo Tool Assembly - For Model 6000</p>
	<p>Model # 109343 <i>30 Tools For Tire Changers: Car, Truck & HD</i> Part # 7109343 Tool - Lock Ring 24" - For Models 5000, 9000</p>		<p>Model # 120334 <i>30 Tools For Tire Changers: Car, Truck & HD</i> Part # 8120334 Bead Lift Tool Assembly - For Models 5000,6000,9000, ~57" Long</p>
	<p>Model # 109344 <i>30 Tools For Tire Changers: Car, Truck & HD</i> Part # 7109344 Tool - Drop Center - 18" - For Models 5000, 9000</p>		<p>Model # 120564 <i>30 Tools For Tire Changers: Car, Truck & HD</i> Part # 8120564 Combo Tool - Duplex - For Model 6000</p>
	<p>Model # 109345 <i>30 Tools For Tire Changers: Car, Truck & HD</i> Part # 7109345 Tool - Bead Starting - For Models 5000, 9000</p>		<p>Model # 1813541 <i>30 Tools For Tire Changers: Car, Truck & HD</i> Part # 81813541 Bead Lifting Tool - Rim Clamps, 19.5"</p>
	<p>Model # 109346 <i>30 Tools For Tire Changers: Car, Truck & HD</i> Part # 7109346 Vise Grip - For Model 5000</p>		<p>Model # 184052 <i>30 Tools For Tire Changers: Car, Truck & HD</i> Part # 8184052 Manual Bead Roller Kit, Fits Models: 5030 through 7065 Rim Clamp Tire Changers</p>
	<p>Model # 109764 <i>30 Tools For Tire Changers: Car, Truck & HD</i> Part # 7109764 Offset Disc & Tool Holder - For Model 5000 Built before 1-1-93</p>		<p>Model # 184329 <i>30 Tools For Tire Changers: Car, Truck & HD</i> Part # 8184329 Valve Core Wrench. Duplex, Truck & Pass. Car, w/ Pocket Clip</p>
	<p>Model # 110849 <i>30 Tools For Tire Changers: Car, Truck & HD</i> Part # 7110849 Combo Tee - For Models 5000, 9000 Built after 1-1-93</p>		<p>Model # 435685 <i>30 Tools For Tire Changers: Car, Truck & HD</i> Part # 84356851 Tool - Drop Center</p>
	<p>Model # 110851 <i>30 Tools For Tire Changers: Car, Truck & HD</i> Part # 7110851 Combo Tee - Tractor Tires - For Models 5000, 9000 Built after 1-1-93</p>		<p>Model # 5607324 <i>30 Tools For Tire Changers: Car, Truck & HD</i> Part # 85607324 TOOL-MNT/DMNT,41"</p>
	<p>Model # 110852 <i>30 Tools For Tire Changers: Car, Truck & HD</i> Part # 7110852 Offset Disc & Tool Holder - For Models 5000, 9000 Built after 1-1-93</p>		<p>Model # 768 <i>30 Tools For Tire Changers: Car, Truck & HD</i> Part # 8000768 Combo Tool - For Models 4040/4050</p>

EQUIP., OPT., ACC., TOOLS

 <p>Model # 5000675 <i>32 Inflation Equipment</i> Part # 85000675 Autoflate Bracket - for mounting Autoflate on APX 90 Robo-arm tower</p>	 <p>Model # 9214978 <i>CHD Tire Changer Accessories</i> Part # 89214978 Adapter for fitting tubeless roller on 9551 for CHD</p>
 <p>Model # 5009184 <i>32 Inflation Equipment</i> Part # 85009184 Autoflate Digital Tire Inflator</p>	 <p>Model # 9229234 <i>CHD Tire Changer Accessories</i> Part # 89229234 Wireless Radio Remote Control Set for CHD-9551</p>
 <p>Model # 5009939 <i>32 Inflation Equipment</i> Part # 85009939 Air-Check Digital Tire Inflator</p>	 <p>Model # 9299269 <i>CHD Tire Changer Accessories</i> Part # 89299269 Bead lifting guide bar for agricultural tires for CHD.</p>
 <p>Model # 5606545 <i>32 Inflation Equipment</i> Part # 85606545 Auxiliary Bead Sealer, for Rim Clamp Tire Changers, Taps off the Tire Changer surge tank, pkg.</p>	 <p>Model # 9299270 <i>CHD Tire Changer Accessories</i> Part # 89299270 Set of 4 clamping extensions, 47" - 56" for CHD9041-9551.</p>
 <p>Model # 5606739 <i>32 Inflation Equipment</i> Part # 85606739 Auxiliary Bead Sealer for the ProGuard Leverless Tire Changer, includes Bead Sealer hose and surge tank, pkg.</p>	 <p>Model # 9299271 <i>CHD Tire Changer Accessories</i> Part # 89299271 Single G-clamp (for alloy wheels) for CHD.</p>
<p>No Picture Available</p> <p>Model # 5607124 <i>32 Inflation Equipment</i> Part # 85607124 Air Check Mounting Bracket</p>	 <p>Model # 9299272 <i>CHD Tire Changer Accessories</i> Part # 89299272 Set of 4 clamp protectors for alloy wheels for CHD.</p>
 <p>Model # 2019650 <i>CHD Tire Changer Accessories</i> Part # 82019650 G Clamp, Single, for steel wheels, CHD</p>	 <p>Model # 9299273 <i>CHD Tire Changer Accessories</i> Part # 89299273 Pair of G-clamps for bead loosening on tube tires with rim ring for CHD. Holds ring with rim.</p>
 <p>Model # 3001061 <i>CHD Tire Changer Accessories</i> Part # 83001061 Small Tire Bar for CHD, 19.5" long.</p>	 <p>Model # 9299274 <i>CHD Tire Changer Accessories</i> Part # 89299274 Alloy Tubeless Roller (9551 requires 89214978) for CHD.</p>
 <p>Model # 6601002 <i>CHD Tire Changer Accessories</i> Part # 86601002 Large Tire Bar for CHD</p>	
 <p>Model # 9209552 <i>CHD Tire Changer Accessories</i> Part # 89209552 Small Double Tool for CHD 4730.</p>	

SUPPORT THAT BUILDS YOUR PRODUCTIVITY



A NATIONWIDE SERVICE NETWORK

Hennessy Industries has one of the industry's largest networks of service partners, all specially trained in the set up, maintenance, and service of our equipment. Authorized service technicians are dispatched promptly, helping ensure that you maintain maximum productivity.

ACCESSORIES THAT PROVIDE SOLUTIONS AND EXPAND YOUR CAPABILITIES

We understand that sometimes you don't need a new machine—just the right accessory or adapter to get the job done. With over 900 different part numbers of accessories in our line, we know how to keep you productive—and how to expand your capabilities as you grow.

ONLINE RESOURCES AVAILABLE 24/7

Visit our website, which covers every Coats and Ammco and BADA product we make. You can get product information, download literature (including operation manuals), browse our complete accessory catalog.

To learn more, visit www.ammcoats.com or contact your local authorized Coats, Ammco and BADA distributor.

Specifications subject to change without notice. Units may not be exactly as pictured.

HENNESSY INDUSTRIES, INC.

Part No. 940777
Rev .5 6/11

Manufacturer of Ammco®, Coats® and BADA® Automobile Service Equipment, Tools and Accessories
1601 J.P. Hennessy Drive, La Vergne, TN 37086-3565 800-688-6496 or 615-641-7533
Hennessy Canada: 2430 Lucknow Drive, Unit 9, Mississauga, Ontario L5S 1V3 905-672-9440

www.ammcoats.com